
LPCB Red Book



2

Part: 4 Security protection products

bre

Introduction

BRE Global Ltd, based in the UK near London, is an independent third party organisation offering certification of fire, security and sustainability products and services to an international market. LPCB is the certification brand used for fire and security products and services. The LPCB mark is accepted worldwide. We have representative offices in China, India and Dubai. We are owned by the BRE Trust, a not-for-profit organisation.

LPCB listings can be accessed, free of charge, at www.redbooklive.com or via apps from Apple, Google and Windows.

BRE Global Ltd is also a Notified Certification Body and Notified Test Laboratory for:-

- Construction Products Regulation
- Pressure Equipment Directive
- Marine Equipment Directive
- Transport Pressure Equipment Directive

BRE Global additionally carries out:

- Fire Investigation
- Fire Risk Assessment
- Fire Safety Engineering
- Research
- Training

LPCB Listings

Listings are given in sections which list related groups of products and services such as suppression, security and so on. Each section also summarises the technical basis for the certification of each product or service. The Red Book listings should always be used in conjunction with rules, regulations and design specifications required by the relevant Authority having jurisdiction.

Listings comprise:

Volume 1:

- Fire detection and alarm products, systems, and cables
- Manual fire extinguishing equipment
- Automatic sprinkler, water spray and deluge systems
- Fixed fire fighting products and systems
- Watermist systems
- Related installers

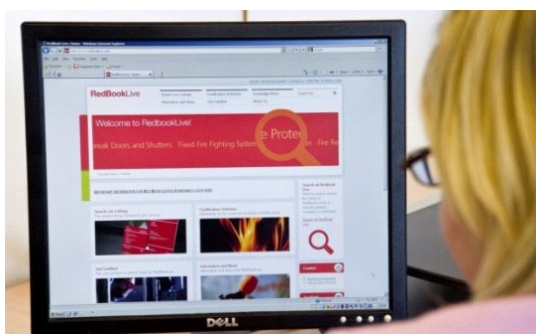
Volume 2: (This Volume)

- **Passive fire protection products**
- **Security protection products**
- **Fire doors and shutters**
- **Smoke and fire ventilation systems**
- **Security Assessments - SABRE**
- **Related installers**
- **Management Systems**
- **Construction products**

Listings are given in the name of the manufacturer or service provider, in alphabetical order. They can be downloaded free of charge from our website at www.redbooklive.com and also via an App that is available free from Apple iStore (for iPhone and iPad), from Google Play, (for Android phones and tablets) and Windows Store (for Windows 8 phones).

Updates

Certification of products and services are updated regularly. To ensure that you are using the most up to date information please refer to <<<<<www.redbooklive.com>>>>> or download the App.



What is Third Party Certification?

A frequent concern of stakeholders is in knowing whether a product will perform in accordance with the stated specifications. These concerns can involve such product attributes as safety, health or environmental impacts, durability, compatibility, suitability for intended purposes or for stated conditions, and other similar considerations. These issues can all be addressed through product certification.

Third party certification is a conformity assessment process, carried out by a body that is independent of both supplier and customer organisations. It provides confirmation that products and services have met and will continue to meet the requirements of specified standards and other normative documents.

LPCB third party product certification schemes are quality assurance schemes and comprise initial type testing and technical evaluation, assessment and surveillance of the manufacturer's quality system and factory production procedures, regular audit testing, labelling and listing.

Similarly, LPCB schemes for suppliers of services (installers) are also quality assurance schemes comprising a technical assessment of an installer's capability, assessment and surveillance of the installer's quality system and production procedures, regular inspection of completed installations and listing.

Benefits of Third Party Certification

For specifiers, regulators, insurers, manufacturers and installers, the benefits of an LPCB approval are:

For specifiers and regulators:

- Risk reduction - specifying LPCB approved products and services demonstrates due-diligence and best endeavour and mitigates against possible accusations of negligence.
- Avoidance of costly mistakes - you can trust LPCB approved products and services to conform each and every time.
- Time - using Red Book Live to search for and assess products and services can save you time.

For manufacturers and installers:

- Increased global sales - LPCB approval is recognised and specified widely throughout the world. In some territories LPCB approval is a mandatory requirement.
- Added value of the product or service - LPCB approved products and services are recognised as providing added value given their ability to conform each and every time.
- Reduced liability - LPCB approved products and services demonstrate due-diligence which can reduce liability for both you and your customers.

What does LPCB Certification offer?

LPCB certification is carried out against Loss Prevention Standards (LPS's). These LPS's include reference to BS, EN or ISO standards as appropriate. LPCB certification are level 5 schemes as detailed in ISO/ IEC 17067 with the added requirement to have a quality system certificated to ISO 9001.

VOLUME 2 LIST OF APPROVED PRODUCTS AND SERVICES

The technical requirements of LPCB schemes are given in the Loss Prevention Standards (LPSs). These documents are drafted by LPCB technical experts in conjunction with appropriate external experts. They are then peer reviewed by representatives from trade bodies, regulators, insurers, specifiers, manufacturers and other suppliers. Finally these documents are approved for use by the BRE Global Governing Body; the Body that oversees all of the certification activities of BRE Global.

Product schemes comprise:

- Initial type testing and evaluation of product.
- Approval and surveillance of the manufacturer's (or supplier's) quality management system to ISO 9001
- Assessment and surveillance of the manufacturer's (or supplier) factory production control system (FPC).
- Periodic audit testing of the product from either the factory or marketplace.
- Labelling or marking as appropriate.
- Listing on Red Book Live

Installer schemes comprise:

- Technical assessment of the installation contractor's capability.
- Approval and surveillance of the contractor's quality management system to ISO 9001 or assessment against the requirements of the relevant Loss Prevention Standard where ISO 9001 is not appropriate.
- Regular surveillance inspections of on-going installations.
- The issue of Certificates of Conformity by the installer to demonstrate compliance for each installation.
- Listing in the Red Book.

The LPCB Mark - the Mark you can trust

After certification of a product or service the manufacturer or service provider may place the LPCB certification mark, as shown below, on the product, packaging and literature etc.



Where LPCB holds accreditation through the United Kingdom Accreditation Service (UKAS), the certified company may include the UKAS symbol (the Crown and Tick) alongside the LPCB mark for certain applications e.g. promotional literature or material and stationery, as shown below.



(Full details of LPCB accreditation can be found on the UKAS website at www.ukas.com)

Where for reasons of space or cost the use of the above full mark is not practical, then the following simplified mark may be applied directly to the product (for some schemes only). The LPCB scheme rules define how and where the marks can be used.



The products listed in Volume 2: Part 5 - Construction Products, are approved under our BRE Global Certification brand - the certification mark for this brand is:-



4 Security protection products	1
SECTION 1.1 Intrusion and hold-up alarm system components	3
SECTION 1.2 Alarm transmission equipment and systems	4
SECTION 1.2.1 Supervised premises transceivers (Security) LPS 1277	5
SECTION 2 Safes, strongrooms and secure safe cabinets	7
SECTION 2.1 Safes	9
SECTION 2.2 Secure safe cabinets	15
SECTION 2.3 Deposit safes	17
SECTION 2.4 Strongrooms	18
SECTION 3 Secure enclosures	19
SECTION 4 Key safes	38
SECTION 5 Physical security protection of buildings and other facilities	41
SECTION 5.1 Security doorsets	43
SECTION 5.2 Security windows	87
SECTION 5.3 Rooflights	91
SECTION 5.4 Garage doors	94
SECTION 5.5 Security grilles, blinds and barsets	96
SECTION 5.6 Security shutters	106
SECTION 5.7 Perforated security screens	113
SECTION 5.8 Louvre vents	114
SECTION 5.9 Secure walling systems	118
SECTION 5.10 Secure roofing systems	128
SECTION 5.11 Security glazing	129
SECTION 5.12 Entrance Portals and Revolving Doors	131
SECTION 6 Access covers and hatches	132
SECTION 7 Perimeter security products	143
SECTION 7.1 Security fencing	144
SECTION 7.2 Security gates	154
SECTION 7.3 Turnstiles	166
SECTION 8 Vehicle security barriers	167
SECTION 9 Cycle racks and stands	168
SECTION 10 Gas cylinder security devices	169
SECTION 11 Physical security devices for computers and other ICT equipment	171
SECTION 12 Anti-bandit ATM security devices	173
SECTION 13 Database management for asset marking	174
SECTION 14 Asset marking systems	175
SECTION 15 'Theft resistant' electronic products	178
SECTION 16 Padlocks and padlock fittings	180

A			
AccentHansen		43	
Alexandra Security Limited	144, 154		
Alluser Industrie Srl		131	
Aluroll Limited	94, 106		
Armourpost Limited		107	
Arrow Industrial Ltd		107	
Ascot Doors Limited	45, 108		
Asgard Secure Steel Storage (a trading division of Flexiform Business Furniture Limited)		19	
Assa Abloy Limited T/A Abloy UK		180	
Assa Abloy Limited T/A Assa Abloy Security Doors		45	
B			
Barkers Engineering Limited	144, 155		
Bastion Security Products Limited	20, 48, 114, 118		
BenweldSecure Limited	21, 48, 96		
Betafence Limited		145	
Bolton Gate Co. Limited		49	
Booth Industries Limited		49	
Bradbury Security	21, 50, 96, 171		
BT PLC		5	
Burton Safes Limited	22, 38, 53, 98, 118		
C			
CA Group Limited	119, 128		
CGT Security Limited		108	
Charter Global Limited		109	
CLD Fencing Systems	145, 155		
CRH Fencing & Security Group (UK) t/a HERAS	147, 156		
Crittall Fendor Limited	54, 87		
D			
Datag ID Limited		174	
Design & Supply Limited		55	
DoorTechnik		57	
Dudley Safes Limited	9, 15		
Duplus Architectural Systems Limited		91	
E			
EJ Ardennes		132	
ESG Group Limited		130	
Etex Building Performance Limited		120	
F			
F R Shadbolt & Sons Limited		57	
Fortress Protec Limited	57, 110		
Frontier Pitts Ltd	156, 166		
G			
Gilgen Door Systems UK Limited		58	
Glazing Vision Limited		92	
Godrej & Boyce Mfg. Co. Ltd	10, 15		
H			
H S Jackson & Son (Fencing) Limited, t/a Jacksons Fencing	148, 157		
Hamilton Erskine Limited		130	
Hampton Conservatories Limited		87	
Harlech Industrial Doors Limited		111	
Hart Door Systems		111	
Henry Squire & Sons Limited		181	
Hodgson Sayers Limited		61	
Hugstock Systems Limited		135	
I			
Icopal S. A.		128	
Insafe International Limited incorporating Loksafe Limited		12, 15	
ISEO Serrature s.p.a		181	
Isoclad Limited		23, 120	
K			
Kaba Limited t/a dormakaba		182	
Kingsley Plastics Limited		24, 62	
Kingspan Limited		25, 121	
L			
Liddle Doors Limited	25, 63, 99, 170		
Lincoln Security Limited		63	
Lion Steelworks SDN. BHD.		13	
Lochrin Bain Limited		150, 160	
M			
Metador, the trading name of partnership between Seamer UK Limited (company no. 08260888), RHE Trading Limited (company no 08272209), T&HM (company no 09712730)		65	
Morgan Marine Limited		26	
N			
NK Fencing Limited		151	
Northstone NI Limited T/A CUBIS Industries		135	
NPS GRP Limited		27	
P			
Pacom Systems Pty Ltd		3	
Pioneer Welding Company (2002) Limited		27	
Premier Security Solutions Limited	65, 121, 160		
Pro-TECT GRP Enclosures Limited		28, 70	
PSF Wales Limited	28, 70, 100, 115, 136		
Q			
Quinshield Limited		30	
R			
R & D Sheetmetal Limited	31, 72, 88, 122		
RCS Manufacturing Limited		32, 123	
Robust UK Limited		73	
S			
Safe Partnership		74	
Saint Gobain PAM UK Limited		137	
Selectaglaze Limited		89	
Selectamark Security Systems Plc	174, 175		
Sentrilock LLC		38	
Simbars (UK) Limited		101	
SMP Security Solutions Limited		13, 16	
Southern Grille & Gate Limited		101	
Stafford Bridge Doors Limited	74, 90, 115		
Steelway Fensecure Limited	32, 75, 101, 123		
Steelway Fensecure Limited t/a Steelway Brickhouse		137	
Sunray Engineering Limited	76, 102, 115, 125		
Surelock McGill Limited		116	
SWS UK	94, 103, 111		
T			
Technocover Limited (incorporating TechnoRail and Strataform)	33, 80, 103, 116, 125, 139, 170		
Teckentrup GmbH & Co. KG		82	
The Expanded Metal Company Limited	104, 126, 151, 161		

INDEX

The Parkside Group Limited	83	UTC Fire & Security B.V Electronic Key Solutions	39
The Rooflight Company	93	UTC Fire & Security B.V.	39
Tortero & Re S.p.A.	84	W	
Trellicor (Pty) Limited	104	Warrior Doors Limited	37, 84, 126
Trimetals Limited	36	Z	
Tyrone Fabrication Limited	36	Zaun Limited	152, 162
U			
Urban Front	84		

Part

4

*SECURITY PROTECTION
PRODUCTS*

PART 4: SECURITY PROTECTION PRODUCTS

INTRODUCTION

The effects of crime on a commercial business can be devastating. Some businesses never recover from the consequential losses; the interruption to business continuity, the theft of capital, stock or intellectual property and even the loss of the entire business premises due to arson. Figures released by the Home Office in 2013 based on the 2012 Commercial Victimization Survey¹ show there were 340 burglaries or attempted burglaries per 1000 commercial premises in urban areas of the UK (206 in rural areas). Forced entry through doors to facilitate the theft of goods and stock being the most commonly reported incidents.

Installing security measures that provide early detection of an intrusion attempt and effective physical security that provides a suitable delay to intrusion greatly increases the likelihood that intruders can be apprehended at the scene. This not only reduces the likelihood of such crimes being successful, it acts as an effective deterrent, greatly reducing the chance of being targeted by intruders in the first instance.

Using security products approved by LPCB to protect people, property and assets is an effective way of mitigating many of the risks associated with crime and increasingly, the threat of terrorism. LPCB works closely with police, government, insurers, end users, security equipment specifiers and manufacturers to develop methods by which the quality of product performance and product reliability can be assessed effectively.

The products listed in this section have been rigorously tested and assessed by LPCB experts to a range of standards. Their on-going conformity is assured through rigorous surveillance programmes involving periodic auditing of production and regular inspection of the products themselves during production.

Details of the standards to which the products are approved are given at the front of each subsection relevant to the product type.

The range of products listed is extensive and includes physical barrier type products, asset marking, computer protection equipment as well as electronic detection and surveillance equipment.

The scope of each product's approval is described in the relevant section and on the certificates issued to the approved manufacturer. It is important to ensure only products covered by the scope detailed on the LPCB certificate are selected. This is because products outside that scope may not provide an equivalent level of security.

¹ Home Office publication - *Crime against businesses: Detailed findings from the 2012 Commercial Victimization Survey. June 2013*

This section lists components of intrusion and hold-up alarm systems where compliance with the applicable part of the EN 50131 series of product standards has been confirmed by LPCB experts and most importantly on going assessment confirms the component continues to comply with the requirements.

Loss Prevention Standards LPS 1602 (movement detectors) and LPS1603 (control and indicating equipment) have been withdrawn and are superseded by European Standards EN 50131-2-2, EN 50131-2-3, EN 50131-2-4 and EN 50131-2-5 for movement detectors and EN 50131-3 and EN 50131-6 for control and indicating equipment and power supply equipment.

Pacom Systems Pty Ltd

Level 2, Eden Park Drive, Macquarie Park, NSW 2113, Australia

Tel: +61 (0)2 9889 5670 • Fax: +61 (0)2 9889 1856

E-mail: info@pacom.com • Website: www.pacom.com

Certificate No: 1378a to EN 50131-3: 2009, EN 50131-6: 2008 + A1: 2014, EN 50131-10: 2014 and EN 50136-2: 2013

Alarm Systems - Intrusion and Hold-Up Systems

Product Name	LPCB Ref. No.
Pacom 8003 Control and Indicating Equipment	1378a/01

A copy of the certificate, confirming the full scope of the product certification, may be viewed online by clicking on the product name in the associated entry on www.RedBookLive.com

PART 4: SECTION 1.2

ALARM TRANSMISSION EQUIPMENT AND SYSTEMS

This section lists alarm transmission equipment suitable for use with intrusion and hold-up alarm systems. Alarm transmission and fault warning routing equipment suitable for use with fire alarm systems is listed in 'Fire Detection and Alarm Systems; Supervised Premises Transceivers (fire)'.

Where alarm transmission equipment is suitable for use with both intrusion and hold-up systems and fire alarm systems, the entry will appear in 'Intruder and Hold-up Alarm System Components' and 'Fire Detection and Alarm Systems; Supervised Premises Transceivers (fire)'.

The following standard is currently used for the certification scheme:

- LPS 1277 Issue 4, *Requirements for LPCB Certification and Red Book Listing of Supervised Premises Transceivers: Intrusion and Hold-up Alarm Systems.*

Where appropriate within LPS 1277, reference has been made to published standards for intrusion and hold-up systems including EN 50131-1 together with the alarm transmission system and product standards EN 50136-1: 2012 and EN 20136-2: 2013.

Particular emphasis is placed on the verification of manufacturers' claims, by measuring alarm transmission times over the transmission path(s) between the equipment under test and the corresponding receiving centre. The response to the reporting of fault conditions is measured in a similar way.

The results of these measurements are expressed in terms of alarm transmission system performance criteria, DP 1-4 and SP 1-6 using the parameters D, M, T and where applicable S and I.

Where:

D = Transmission time classification
M = Transmission time maximum values
T = Fault reporting time classification
S = Substitution Security
I = Information Security

Availability is considered a key parameter under LPCB certification and is therefore included within the requirements of LPS 1277. The resultant performance is expressed using the parameter 'A' for Availability.

The measured parameters are used to determine the performance classification (DP 1-4 and SP 1-6), that when used in conjunction with warning devices provide notification according to the security grade of the intrusion and hold-up alarm system (I&HAS) as defined in EN 50131-1.

Products compliant with LPS 1277 Issue 4 meet 'enhanced' performance classifications which includes an additional 10 minute fault reporting time, timed 'stepped up' fault reporting after the loss of the primary path and the reporting of a catastrophic failure, in event of the simultaneous loss of multiple transmission paths.

To assist specifiers in their selection of the products most appropriate for protecting their risks, the LPCB enhanced performance ratings are included with the product listing entry in the Redbook as an indicator of the level of performance that can be expected from the alarm transmission system.

Compliance with relevant safety standards and applicable mandatory EU directives is a pre-requisite of LPCB certification and listing. Regular product audits factory inspections are carried out by LPCB to ensure high manufacturing standards and continued compliance with the applicable product standard.

Note

Since LPCB certifies products against national and international standards, in some instances the requirements of these standards may conflict with the recommendations of local codes of practice. We recommend that specifiers seek advice from the relevant local authorities and amend their specifications accordingly.

The equipment listed in this section has been assessed against the requirements and test methods of LPS 1277 *Requirements for LPCB Approval and listing of Alarm Transmission Systems and Equipment*, Issue 3.

It is essential that the supervised premises transceivers listed in this section are used in accordance with the appropriate installation instructions and the guidance provided in Annex C of LPS 1277 Issue 3 *Requirements for LPCB Approval and listing of Alarm Transmission Systems and Equipment*.

Specifiers are advised to check the issue of LPS 1277 against which the supervised premises transceiver is approved. The current publication of LPS 1277 is Issue 4.

BT PLC

Northallerton Depot, Darlington Road, Northallerton, North Yorkshire DL6 2PJ, United Kingdom
Tel: +44 (0)800 800 628
E-mail: redcare@bt.com • Website: www.redcare.bt.com

Head Office

BT PLC, BT Centre, 81 Newgate Street, London EC1A 7AJ, United Kingdom
Tel: 0800 800 628
E-mail: redcare@bt.com • Website: www.redcare.bt.com

Certificate No: 1270a to LPS 1277: Issue 3

Supervised Premises Transceivers

Certificated Products

BT Redcare 5G GSM SPT item code 076195 with Redcare GSM Roaming service	A dual path, PSTN (primary) and GSM (secondary) supervised premises transceiver capable of fulfilling:- LPCB enhanced performance rating ATS 5 with the following EN 50131-1 notification requirements: grade 1 options ABC, grade 2 options ABCD, grade 3 options ABCD, grade 4 options ABC.	LPCB Ref. No. 1270a/01
BT Redcare 5G STU SPT item code 049926 with Redcare Classic service	A single path PSTN supervised premises transceiver capable of fulfilling:- LPCB enhanced performance rating ATS 5 with the following EN 50131-1 notification requirements: grade 1 options ABC, grade 2 options ABD, grade 3 options ABD, grade 4 options AB.	1270a/02

A copy of the certificate, confirming the full scope of the product certification, may be viewed online by clicking on the product name in the associated entry on www.RedBookLive.com

Head Office

BT PLC, BT Centre, 81 Newgate Street, London EC1A 7AJ
Tel: 0800 800 628
E-mail: redcare@bt.com • Website: www.redcare.bt.com

Certificate No: 1270c to LPS 1277: Issue 3

Supervised Premises Transceivers

Certificated Products

BT Redcare Secure Mk3 with Redcare Secure IP service	A dual path, IP (primary) and GPRS (secondary) supervised premises transceiver capable of fulfilling:- LPCB enhanced performance rating ATS 5 with the following EN 50131-1 notification requirements: grade 1 options ABC, grade 2 options ABCD, grade 3 options ABCD, grade 4 options ABC.	LPCB Ref. No. 1270c/01
BT Redcare Secure Mk3 with Redcare Secure 3 service	A dual path, GPRS (primary) and PSTN (secondary) supervised premises transceiver capable of fulfilling:- LPCB enhanced performance rating ATS 4 with the following EN 50131-1 notification requirements: grade 1 options ABC, grade 2 options ABCD, grade 3 options ABC.	1270c/02
BT Redcare Secure Mk3 with Redcare Secure Solo	A single path GPRS supervised premises transceiver capable of fulfilling:- LPCB enhanced performance rating ATS 3 with the following EN 50131-1 notification	1270c/03

PART 4: SECTION 1.2.1

SUPERVISED PREMISES TRANSCEIVERS (SECURITY) LPS 1277

Certificated Products

**LPCB Ref.
No.**

service requirements: grade 1 options ABC, grade 2 options ABD.

A copy of the certificate, confirming the full scope of the product certification, may be viewed online by clicking on the product name in the associated entry on www.RedBookLive.com

Head Office

BT PLC, BT Centre, 81 Newgate Street, London EC1A 7AJ, United Kingdom

Tel: 0800 800 628

E-mail: redcare@bt.com • Website: www.redcare.bt.com

Certificate No: 1270e to LPS 1277: Issue 3

Supervised Premises Transceivers

Certificated Products

**LPCB Ref.
No.**

BT Redcare Secure Mk3 3G with Redcare Secure IP service	A dual path, IP (primary) and 3G (secondary) supervised premises transceiver capable of fulfilling:- LPCB enhanced performance rating ATS 5 with the following EN 50131-1 notification requirements: grade 1 options ABC, grade 2 options ABCD, grade 3 options ABCD, grade 4 options ABC.	1270e/01
BT Redcare Secure Mk3 3G with Redcare Secure 3 service	A dual path, 3G (primary) and PSTN (secondary) supervised premises transceiver capable of fulfilling:- LPCB enhanced performance rating ATS 4 with the following ENnotification requirements: grade 1 options ABC, grade 2 options ABCD, grade 3 options ABC.	1270e/02
BT Redcare Secure Mk3 3G with Redcare Secure Solo service	A single path 3G supervised premises transceiver capable of fulfilling:- LPCB enhanced performance rating ATS 3 with the following ENnotification requirements: grade 1 options ABC, grade 2 options ABD.	1270e/03

A copy of the certificate, confirming the full scope of the product certification, may be viewed online by clicking on the product name in the associated entry on www.RedBookLive.com

This section lists safes, strongrooms and secure safe cabinets that have been designed for the secure storage of cash and valuables, but which may also be used to secure other high risk assets, including secure information.

The safes, strongrooms and security cabinets listed are graded according to their resistance to manual intervention attack tests. These are undertaken by experienced laboratory test engineers using tools carefully selected to achieve access to the contents of the safe using the minimum time and resistance units possible.

Domestic safes and those typically fitted in hotel bedrooms should generally be graded in accordance with EN 14450 *Secure storage units - Requirements, classification and methods of test for resistance to burglary - Secure safe cabinets*.

Commercial safes and strongrooms are either graded in accordance with LPS 1183 Requirements and testing procedures for the LPCB approval and listing of *safe storage units - Part 1: Safes and strongrooms* or EN 1143-1 *Secure storage units - Requirements, classification and methods of test for resistance to burglary - Part 1: Safes, strongroom doors and strongrooms*.

Deposit safes are graded in accordance with EN 1143-2 *Secure storage units - Requirements, classification and methods of test for resistance to burglary - Part 2: Deposit systems*.

Specifiers should also consider ensuring safes used for cash recycling (either automated or manual) are approved to:

- EN 1143-1 to ensure any automated cash issuing devices do not undermine the safes resistance to forced entry attacks.
- EN 1143-2 to ensure the safe itself and depository systems resist forced entry and fishing/trapping attacks respectively.

Cash and Jewellery Ratings

Table 1 indicates typical cash and jewellery ratings attributed to safes and strongrooms according to their approved resistance grade. These ratings should only be used as a guide since each insurer defines their own ratings depending on the performance of the safes and the situation in which the safes and strongrooms are to be used. Specifiers are strongly advised to discuss the issue of cash and jewellery ratings with their insurer prior to selecting a safe or strongroom.

Table 1: Typical Cash and Jewellery Ratings for Safes and Strongrooms

Standard	Resistance grade	Typical overnight cash rating (£k)	Typical overnight jewellery rating (£k)
EN 14450	S1	2	20
	S2	4	40
LPS 1183 and EN 1143-1	0	6	60
	I	10	100
	II	17.5	175
	III	35	350
	IV	60	600
	V	100	1000
	VI	150	1500
	VII to XIII	-	-

Compatible Locks

The locks that have been approved for use on each of the approved safes and strongrooms are listed in the 'compatible locks' section of each manufacturer's entry in the Red Book. Specifiers and end users are advised that the performance of the safes to the relevant standards is dependent on them being fitted with the locks listed.

PART 4: SECTION 2

SAFES, STRONGROOMS AND SECURE SAFE CABINETS

Installation and maintenance

It is important to ensure that safes are installed in accordance with the manufacturer's instructions and that all exposed fixings, the substrate into which the device is fitted and the locking mechanisms are regularly checked to ensure that they are in good condition and that they have not been tampered with.

The safes listed in this section are approved by LPCB to one or more of the following standards:

- EN 1143-1 *Secure storage units. Requirements, classification and methods of test for resistance to burglary. Safes, strongroom doors and strongrooms.*
- LPS 1183 *Requirements and testing procedures for the LPCB approval and listing of safe storage units. Part 1: Safes and strongrooms*

Copies of LPS 1183 can be downloaded free of charge from www.redbooklive.com

Explosion (EX) Designation

This optional designation is only applicable to safes achieving grades II and above. This designation indicates a product offers resistance to detonation of a PETN (Pentaerythritol tetranitrate) explosive charge followed by post detonation tool attacks aimed at achieving entry to the safe. Where the use of explosive charges is perceived to be a threat it is recommended products with this designation are selected.

Core Drill (CD) Designation

This optional designation is only applicable to safes achieving grades IV and above to EN 1143-1. This designation reflects the ability of a product to pass the diamond drill test specified within EN 1143-1, which is designed to demonstrate the product's superior resistance to methods of forced entry that solely involve the use of diamond core drills.

Dudley Safes Limited

Unit 17 Deepdale Works, Deepdale Lane, Upper Gornal, Dudley, West Midlands DY3 2AF, United Kingdom

Tel: +44 (0)1384 239991 • Fax: +44 (0)1384 455129

Website: www.dudleysafes.com

Certificate No: 304a to LPS 1183: Issue 4 and BS EN 1143-1: 2005

Free-standing Safes

Product Name	Size Reference	Security Grade	LPCB Ref. No.
Europa 0	1 to 7	0	304a/01
Europa I	1 to 7	I	304a/02
Europa II	1 to 7	II	304a/03
Europa III	2 to 7	III	304a/04
Europa II (Mk.2)	1 to 7	II	304a/05
Europa 0 (Mk.2)	1 to 7	0	304a/06
Europa I (Mk.2)	1 to 7	I	304a/07
Europa III (Mk. 2)	2 to 7	III	304a/08

A copy of the certificate, confirming the full scope of approval, may be viewed online by clicking on the product name in the associated entry on www.RedBookLive.com

Certificate No: 304c to BS EN 1143-1:2012 and LPS 1183: Issue 4

Free-standing Safes

Product Name	Size Reference	External Height (mm)	External Width (mm)	External Depth (mm)	Security Grade	LPCB Ref. No.
Europa 0 MK3	0	400	415	365	0	304c/03
	1	455	415	423	0	
	2	560	415	423	0	
	2.5	560	500	510	0	
	3	684	519	550	0	
	4	840	608	550	0	
	5	989	608	657	0	
	6	1370	608	657	0	
Europa 1 MK3	0	400	415	365	I	304c/04

PART 4: SECTION 2.1

SAFES

Product Name	Size Reference	External Height (mm)	External Width (mm)	External Depth (mm)	Security Grade	LPCB Ref. No.
	1	455	415	423	I	
	2	560	415	423	I	
	2.5	560	500	510	I	
	3	684	519	550	I	
	4	840	608	550	I	
	5	989	608	657	I	
	6	1370	608	657	I	
Europa 4	1	746	657	672	IV	304c/01
	2	988	657	672	IV	
	3	1228	657	672	IV	
	4	1228	700	779	IV	
	5	1563	700	779	IV	
	6	1838	700	779	IV	
Europa 5	1	746	657	672	V	304c/02
	2	988	657	672	V	
	3	1228	657	672	V	
	4	1228	700	779	V	
	5	1563	700	779	V	
	6	1838	700	779	V	

A copy of the certificate, confirming the full scope of approval, may be viewed online by clicking on the product name in the associated entry on www.RedBookLive.com

Godrej & Boyce Mfg. Co. Ltd

Godrej Security Solutions, Plant 17, Pirojshanagar, Vikhroli (East), Mumbai 400079, India

Tel: +91 22 679 64797 • Fax: +91 22 679 61509

E-mail: securityexports@godrej.com or secure@godrej.com • Website: www.godrejsecure.com

Certificate No: 954b to BS EN 1143-1: 2012 and LPS 1183: Issue 4

Free-standing Safes

Product Name	Size Ref:	External Height ¹ (mm)	External Width ¹ (mm)	External Depth ¹ (mm)	Security Grade	LPCB Ref. No.
Euro Cash Grade 0	Z14	455	455	465	0	954b/05
	Z19	585	405	465	0	
	Z23	685	520	615	0	
	Z28	800	550	640	0	
	Z35	1000	610	715	0	
	Z43	1200	610	715	0	
	Z51	1400	610	715	0	
	Z59	1600	610	520	0	
	Z63	1700	770	660	0	
Euro Cash Grade 1	A14	455	455	465	I	954b/06
	A19	585	405	465	I	
	A23	685	520	615	I	
	A28	800	550	640	I	
	A35	1000	610	715	I	
	A43	1200	610	715	I	
	A51	1400	610	715	I	
	A59	1600	610	520	I	
	A63	1700	770	660	I	
Euro Cash Grade 2	D14	485	485	498	II	954b/07
	D19	615	435	498	II	
	D23	715	550	648	II	
	D28	830	580	673	II	
	D35	1030	640	748	II	
	D43	1230	640	748	II	
	D51	1430	640	748	II	
	D59	1630	640	553	II	
	D63	1730	800	693	II	
	D70	1900	860	748	II	
	D75	2045	950	913	II	

PART 4: SECTION 2.1

SAFES

Product Name	Size Ref:	External Height ¹ (mm)	External Width ¹ (mm)	External Depth ¹ (mm)	Security Grade	LPCB Ref. No.		
Euro Cash Grade 3	T14	485	485	498	III	954b/01		
	T19	615	435	498	III			
	T23	715	550	648	III			
	T28	830	580	673	III			
	T35	1030	640	748	III			
	T43	1230	640	748	III			
	T51	1430	640	748	III			
	T59	1630	640	553	III			
	T63	1730	800	693	III			
	T70	1900	860	748	III			
	T75	2045	950	913	III			
	Euro Cash Grade 4	F23	715	550	648		IV	954b/02
		F28	830	580	673		IV	
		F35	1030	640	748		IV	
F43		1230	640	748	IV			
F51		1430	640	748	IV			
F59		1630	640	553	IV			
F63		1730	800	693	IV			
F70		1900	860	748	IV			
F75		2045	950	913	IV			
Euro Cash Grade 5		P23	715	550	648	V	954b/03	
	P28	830	580	673	V			
	P35	1030	640	748	V			
	P43	1230	640	748	V			
	P51	1430	640	748	V			
	P59	1630	640	553	V			
	P63	1730	800	693	V			
	P70	1900	860	748	V			
	P75	2045	950	913	V			
	Euro Cash Grade 6	H21	735	570	665	VI		954b/04
H26		850	600	690	VI			
H24		790	690	730	VI			
H35		1090	690	730	VI			
H47		1390	690	830	VI			
H55		1590	690	830	VI			
H60		1721	690	830	VI			
H67		1890	940	830	VI			
H68		1920	1190	785	VI			
H74		2065	970	930	VI			

A copy of the certificate, confirming the full scope of approval including notes relating to the superscript references in the above table, may be viewed online by clicking on the product name in the associated entry on www.RedBookLive.com

Certificate No: 954c to LPS 1183: Issue 4

Free-standing Safe

Product Name	Size Ref.	Minimum External Height (mm)	Maximum External Height (mm)	Minimum External Width (mm)	Maximum External Width (mm)	Minimum External Depth (mm)	Maximum External Depth (mm)	Security Grade	LPCB Ref. No.
Euro Cash Grade 5	P62	1703	1706	688	691	748	751	V	954c/01

A copy of the certificate, confirming the full scope of approval, may be viewed online by clicking on the product name in the associated entry on www.RedBookLive.com

PART 4: SECTION 2.1

SAFES

Insafe International Limited incorporating Loksafe Limited

2 Mount Ephraim, Royal Tunbridge Wells, Kent TN4 8AS, United Kingdom

Tel: +44 (0)1892 557080 • Fax: +44 (0)1732 456547

E-mail: sales@insafe.co.uk • Website: www.insafe.co.uk

Certificate No: 1106a to BS EN 1143-1:2012

Free-standing Safes

Product Name	Size Reference	External Height¹ (mm)	External Width¹ (mm)	External Depth¹ (mm)	Security Grade	LPCB Ref. No.
GBG0	0	455	405	370	0	1106a/01
	1	455	455	457	0	
	2	585	405	457	0	
	3	685	520	607	0	
	4	800	550	632	0	
EuroCash Grade 0	5	1000	610	707	0	1106a/04
	Z14	455	455	465	0	
	Z19	585	405	465	0	
	Z23	685	520	615	0	
	Z28	800	550	640	0	
	Z35	1000	610	715	0	
	Z43	1200	610	715	0	
	Z51	1400	610	715	0	
GBG1	Z59	1600	610	520	0	1106a/02
	Z63	1700	770	660	0	
	0	455	405	370	I	
	1	455	455	457	I	
	2	585	405	457	I	
EuroCash Grade 1	3	685	520	607	I	1106a/05
	4	800	550	632	I	
	5	1000	610	707	I	
	A14	455	455	465	I	
	A19	585	405	465	I	
	A23	685	520	615	I	
	A28	800	550	640	I	
	A35	1000	610	715	I	
	A43	1200	610	715	I	
	A51	1400	610	715	I	
GBG2	A59	1600	610	520	I	1106a/03
	A63	1700	770	660	I	
	1	485	485	498	II	
	2	615	435	498	II	
	3	811	537	651	II	
	4	830	580	673	II	
	5	1030	640	748	II	
EuroCash Grade 2	6	1213	629	495	II	1106a/06
	7	1569	629	495	II	
	D14	485	485	498	II	
	D19	615	435	498	II	
	D23	715	550	648	II	
	D28	830	580	673	II	
	D35	1030	640	748	II	
	D43	1230	640	748	II	
	D51	1430	640	748	II	
	D59	1630	640	553	II	
	D63	1730	800	693	II	
	D70	1900	860	748	II	
	D75	2045	950	913	II	
EuroCash Grade 3	T14	485	485	498	III	1106a/07
	T19	615	435	498	III	
	T23	715	550	648	III	
	T28	830	580	673	III	
	T35	1030	640	748	III	
	T43	1230	640	748	III	

Product Name	Size Reference	External Height ¹ (mm)	External Width ¹ (mm)	External Depth ¹ (mm)	Security Grade	LPCB Ref. No.
EuroCash Grade 4	T51	1430	640	748	III	1106a/08
	T59	1630	640	553	III	
	T63	1730	800	693	III	
	T70	1900	860	748	III	
	T75	2045	950	913	III	
	F23	715	550	648	IV	
	F28	830	580	673	IV	
	F35	1030	640	748	IV	
	F43	1230	640	748	IV	
	F51	1430	640	748	IV	
EuroCash Grade 5	F59	1630	640	553	IV	1106a/09
	F63	1730	800	693	IV	
	F70	1900	860	748	IV	
	F75	2045	950	913	IV	
	P23	715	550	648	V	
	P28	830	580	673	V	
	P35	1030	640	748	V	
	P43	1230	640	748	V	
	P51	1430	640	748	V	
	P59	1630	640	553	V	
EuroCash Grade 6	P63	1730	800	693	V	1106a/10
	P70	1900	860	748	V	
	P75	2045	950	913	V	
	H21	735	570	665	VI	
	H26	850	600	690	VI	
	H24	790	690	730	VI	
	H35	1090	690	730	VI	
	H47	1390	690	830	VI	
	H55	1590	690	830	VI	
	H60	1721	690	830	VI	
H67	1890	940	830	VI		
H68	1920	1190	785	VI		
H74	2065	970	930	VI		

A copy of the certificate, confirming the full scope of approval, may be viewed online by clicking on the product name in the associated entry on www.RedBookLive.com

Lion Steelworks SDN. BHD.

Lot 4, Solok Waja 3, Kawasan Perindustrian Bukit Raja, Klang, Selangor 41050, Malaysia

Tel: +603 3341 3822 • Fax: +603 3342 7630

E-mail: leonardrew@yahoo.com

Certificate No: 639a to LPS 1183: Issue 4

Free-standing Safes

Product Name	Size Reference	Security Grade	LPCB Ref. No.
N-Series	N1, N2 and N3	III	639a/01

A copy of the certificate, confirming the full scope of approval, may be viewed online by clicking on the product name in the associated entry on www.RedBookLive.com

SMP Security Solutions Limited

Halesfield 24, Telford, Shropshire TF7 4NZ, United Kingdom

Tel: +44 (0)1952 585673 • Fax: +44 (0)1952 582816

E-mail: sales@smpsecurity.co.uk • Website: www.smpsecurity.co.uk

Certificate No: 115a to LPS 1183: Issue 3

PART 4: SECTION 2.1

SAFES

Free-standing Safes

Product Name	Size References ^{1,2}	Security Grade	Fire Resistance to BS 476: Part 20: 1987	LPCB Ref. No.			
Community	1414 (39) ED (58)	I	60	115a/01			
	1814 (50) ED (74)						
	2316 (103) ED (138)						
	2916 (130) ED (174)						
	3520 (230) ED (297)						
	5020 (328) ED (424)						
	6020 (393) ED (509)						
	Mini-Vault (702) ED (910)						
	1814 (50) ED (74)						
	2316 (103) ED (138)						
Mini-Vault (702) ED (910)	2916 (130) ED (174)	II	60	115a/02			
	3520 (230) ED (297)						
	5020 (328) ED (424)						
	6020 (393) ED (509)						
	Mini-vault (702) ED (910)						
	1814 (50) ED (74)				III	60	115a/03
	2316 (103) ED (138)						
	2916 (130) ED (174)						
	3520 (230) ED (297)						
	5020 (328) ED (424)						
6020 (393) ED (509)							
Mini-vault (702) ED (910)							
60 50 40 (120) ED (165)	IV	-	115a/04				
90 50 40 (180) ED (247)							
90 40 47.5 (171)							
92 42 48.5 (187.4)							
120 50 40 (240) ED (330)							
120 40 47.5 (228)							
122 42 48.5 (248.5)							
150 50 40 (300) ED (412)							

A copy of the certificate, confirming the full scope of approval including notes relating to the superscript references in the above table, may be viewed online by clicking on the product name in the associated entry on www.RedBookLive.com

Certificate No: 115b to LPS 1183: Issue 4

Free-standing Safes

Product Name	Size References ^{1,2}	Security Grade	Fire Resistance to BS 476:Part 20: 1987	LPCB Ref. No.			
Community	1414 (39) ED (58)	0	60	115b/10			
	1814 (50) ED (74)						
	2316 (103) ED (138)						
	2916 (130) ED (174)						
	3520 (230) ED (297)						
	5020 (328) ED (424)						
	60 50 40 (120) ED (165)				V	-	115b/05
	90 50 40 (180) ED (247)						
	120 50 40 (240) ED (330)						
	150 50 40 (300) ED (412)						

A copy of the certificate, confirming the full scope of approval including notes relating to the superscript references in the above table, may be viewed online by clicking on the product name in the associated entry on www.RedBookLive.com

PART 4: SECTION 2.2

SECURE SAFE CABINETS

The secure safe cabinets listed in this section are approved by LPCB to EN 14450 *Secure storage units - Requirements, classification and methods of test for resistance to burglary - Secure safe cabinets.*

Dudley Safes Limited

Unit 17 Deepdale Works, Deepdale Lane, Upper Gornal, Dudley, West Midlands DY3 2AF, United Kingdom
Tel: +44 (0)1384 239991 • Fax: +44 (0)1384 455129
Website: www.dudleysafes.com

Certificate No: 304b to BS EN 14450: 2005

Secure Safe Cabinets

Product Name	Size Reference	Security Level	LPCB Ref. No.
Harlech Lite (Level 1)	Home Safe, 00, 0, 1, 2, 3, 4, 5 and 6	S1	304b/01
Harlech Lite (Level 2)	Home Safe, 00, 0, 1, 2, 3, 4, 5 and 6	S2	304b/02

A copy of the certificate, confirming the full scope of approval, may be viewed online by clicking on the product name in the associated entry on www.RedBookLive.com

Godrej & Boyce Mfg. Co. Ltd

Godrej Security Solutions, Plant 17, Pirojshanagar, Vikhroli (East), Mumbai 400079, India
Tel: +91 22 679 64797 • Fax: +91 22 679 61509
E-mail: securityexports@godrej.com or secure@godrej.com • Website: www.godrejsecure.com

Certificate No: 954a to BS EN 14450: 2005

Secure Safe Cabinets

Product Name	Model	External Width (mm)	External Height (mm)	External Depth (mm)	Weight (kg)	Security Level	LPCB Ref. No.
Euro-Lite	FS10	325	275	325	26	S2	954a/01
	FS10-D	325	275	425	29	S2	
	FS40	450	330	380	40	S2	
	FS40-D	450	330	500	44	S2	
	FS45	490	470	410	56	S2	
	FS45-D	490	470	510	61	S2	
	FS50	360	430	400	41	S2	
	FS50-D	360	430	500	45	S2	
	FS65	490	660	410	73	S2	
	FS65-D	490	660	510	80	S2	
	FS85	490	860	410	91	S2	
	FS85-D	490	860	510	99	S2	

A copy of the certificate, confirming the full scope of approval, may be viewed online by clicking on the product name in the associated entry on www.RedBookLive.com

Insafe International Limited incorporating Loksafe Limited

2 Mount Ephraim, Royal Tunbridge Wells, Kent TN4 8AS, United Kingdom
Tel: +44 (0)1892 557080 • Fax: +44 (0)1732 456547
E-mail: sales@insafe.co.uk • Website: www.insafe.co.uk

Certificate No: 1106b to BS EN 14450:2005

Secure Safe Cabinets

Product Name	Model	External Height (mm)	External Width (mm)	External Depth (mm)	Approx. Weight (kg)	Security Level	LPCB Ref. No.
EuroLite S2	FS10	275	325	325	26	S2	1106b/01

PART 4: SECTION 2.2

SECURE SAFE CABINETS

Product Name	Model	External Height (mm)	External Width (mm)	External Depth (mm)	Approx. Weight (kg)	Security Level	LPCB Ref. No.
	FS10-D	275	325	425	29	S2	
	FS40	330	450	380	40	S2	
	FS40-D	330	450	500	44	S2	
	FS45	470	490	410	56	S2	
	FS45-D	470	490	510	61	S2	
	FS50	430	360	400	41	S2	
	FS50-D	430	360	500	45	S2	
	FS65	660	490	410	73	S2	
	FS65-D	660	490	510	80	S2	
	FS85	860	490	410	91	S2	
	FS85-D	860	490	510	99	S2	

A copy of the certificate, confirming the full scope of approval, may be viewed online by clicking on the product name in the associated entry on www.RedBookLive.com

SMP Security Solutions Limited

Halesfield 24, Telford, Shropshire TF7 4NZ, United Kingdom

Tel: +44 (0)1952 585673 • Fax: +44 (0)1952 582816

E-mail: sales@smpsecurity.co.uk • Website: www.smpsecurity.co.uk

Certificate No: 115c to BS EN 14450: 2005

Secure Safe Cabinet

Product Name	Model	External Width (mm)	External Height (mm)	External Depth (mm)	Approx. Weight (kg)	Security Level	LPCB Ref. No.
Concept 3	1	434	382	394	50	S2	115c/02
	2	534	430	394	62	S2	
	3	489	489	494	74	S2	
	4	664	489	494	92	S2	
	5	814	489	494	110	S2	
	6	1008	608	694	171	S2	
	7	1370	608	694	221	S2	

A copy of the certificate, confirming the full scope of approval, may be viewed online by clicking on the product name in the associated entry on www.RedBookLive.com

Safes that incorporate a deposit facility are covered by EN 1143-2 *Secure Storage Units - Requirements, classification and methods of test for resistance to burglary - Part 2: Deposit systems*. This describes tests over and above those specified in EN 1143-1 *Secure Storage Units - Requirements, classification and methods of test for resistance to burglary - Part 1: Safes, ATM safes, strongroom doors and strongrooms*, and includes 'forcing', 'fishing', 'trapping' and 'deposit retrieval'.

Deposit safes take a number of forms and these affect the classification attributed to them.

Deposit safes are normally located within a building and are primarily designed to enable employees to deposit money or other items without having to open the main door of the safe. Deposit safes receive a classification of "D-#" where # is the grade of resistance achieved during testing.

Deposit safes range from standard deposit safes with manual operation through to the distributed deposit systems employed by supermarkets.

Night safes, on the other hand, are often accessible from the street and are primarily used by financial institutions for providing a secure depositing system for their customers. Night safes receive a classification of "N-#" where # is the grade of resistance achieved during testing.

PART 4: SECTION 2.4

STRONGROOMS

Strongrooms listed in this section are approved by LPCB to one or more of the following standards:

- EN 1143-1 *Secure storage units - Requirements, classification and methods of test for resistance to burglary - Part 1: Safes, ATM safes, strongroom doors and strongrooms.*
- LPS 1183 *Requirements and testing procedures for the LPCB approval and listing of safe storage units - Part 1: Safes and strongrooms.*

Copies of LPS 1183 can be downloaded free of charge from our website www.redbooklive.com.

Strongrooms take two forms:

- Cast in-situ. The strongroom structure is cast on site where there is insufficient access to manoeuvre prefabricated panels into place.
- Pre-fabricated. The strongroom is formed on site from pre-fabricated panels, designed to bolt together securely to form the desired configuration.

Strongrooms are not only designed to secure larger volumes of cash and jewellery but are increasingly used to store items such as artwork and antiquities, pharmaceuticals, military equipment and highly sensitive documentation. Strongrooms are also increasingly being used to protect large scale IT server hubs due to the high value of the server equipment and business continuity risks associated with the potential loss of such equipment or data.

It is important to ensure that all exposed fixings, jointing plates, the substrate into which the device is fitted and the locking mechanisms are regularly checked to ensure that they are in good condition and that they have not been tampered with.

It is also important to ensure only those design options listed, such as special cable access or ventilation panels, are incorporated within the strongroom construction as the use of alternative options may undermine the level of security provided by the strongroom.

Explosion (EX) Designation

This optional designation is only applicable to strongrooms achieving grades II and above.

This optional designation indicates a product offers resistance to detonation of a PETN (Pentaerythritol tetranitrate) explosive charge followed by post detonation tool attacks aimed at achieving entry to the strongroom. Where the use of explosive charges is perceived to be a threat it is recommended products with this designation are selected.

Core Drill (CD) Designation

This optional designation is only applicable to strongrooms and strongroom doors achieving grades VIII and above to EN 1143-1. This designation reflects the ability of a product to pass the diamond drill test specified within EN 1143-1 which is designed to demonstrate the product's superior resistance to methods of forced entry that solely involve the use of diamond core drills.

Security enclosures that have been assessed to LPS 1175 *Requirements and testing procedures for the LPCB certification and listing of intruder resistant building components, strongpoints, security enclosures and free-standing barriers* are listed in this section.

Each security rating is appropriate to the level of risk to forced entry or removal, and covers everything from the secure storage of tools in the domestic environment, to protection of remote equipment on railway and telecommunications infrastructures. Some examples of applications include: secure site tool and plant storage units, portable office buildings and shipping containers.

The use of appropriately rated and installed physical security enclosures will protect the contents of the enclosure from the unwanted attentions of the opportunist or professional intruder.

LPS 1175 confirms the resistance to forced entry provided by security enclosures. While LPS 1175 Issues 6 and 7 specified eight levels of resistance (security ratings), the latest version of LPS 1175 (Issue 8) defines a performance classification formed of the following two elements:

- Threat level (first element) - Letter (A to H) corresponding with the tool kit used to evaluate the product's intruder resistance and the number of attackers involved.
- Delay (second element) - Numeric value (1, 3, 5, 10, 15 or 20) corresponding with the minimum delay (in minutes) provided by the product when placed in a locked condition.

Unless otherwise stated, an enclosure's resistance to forced entry is rated according to its ability to resist the creation of an aperture through which it is possible to pass a 400 mm by 225 mm elliptical test block. This is considered to be a size through which most intruders could pass. In some cases alternative failure criteria are used as the basis for the security rating attributed to the enclosure. Where used, the alternative failure criterion is designed to suit the enclosure's intended application, and is noted in the relevant product entry.

Further information about the security rating system can be found in LPS 1175, copies of which can be downloaded for free from www.redbooklive.com.

It is important to ensure that enclosures are installed in accordance with the manufacturer's instructions. All exposed fixings, the substrate onto which the enclosure is fitted, and the locking mechanisms should also be regularly checked to ensure that they are in good condition and that they have not been tampered with.

It is recommended that cash and jewellery should preferably be stored in safe storage units or strongrooms certificated by LPCB. Those looking to prevent unauthorised removal of computer equipment should consider using LPCB certificated physical protection devices.

Asgard Secure Steel Storage (a trading division of Flexiform Business Furniture Limited)

1392 Leeds Road, Bradford BD3 7AE, United Kingdom

Tel: +44 (0)1274 706206 • Fax: +44 (0)1274 706247

Certificate No: 596a to LPS 1175: Issue 5

Security Enclosures

Product Name	Nominal Enclosure Height (m)	Nominal Enclosure Width (m)	Nominal Enclosure Depth (m)	Security Rating	LPCB Ref. No.
Asgard Classic Secure Unit	1.9	1.9	0.8	1	596a/01
Asgard Compact Secure Unit	1.9	1.1	0.8	1	596a/02
Asgard Universal	0.7	0.6	0.5	1	596a/03
Asgard Annexe	1.5	1.8	0.9	1	596a/04

A copy of the certificate, confirming the full scope of approval, may be viewed online by clicking on the product name in the associated entry on www.RedBookLive.com

Certificate No: 596b to LPS 1175: Issue 7

PART 4: SECTION 3

SECURE ENCLOSURES

Security Enclosures

Product Name	Type	Height ¹ (m)	Width (m)	Depth (m)	Compatible Active Leaf Locking Systems ²	Security Rating	LPCB Ref. No.
Centurion	Six-sided non-vented enclosure incorporating a double leaf doorset in the front face	2.032	1.58	2.24	1	1	596b/01
Centurion Plus 1	Six-sided non-vented enclosure incorporating a double leaf doorset in the front face	2.032	1.58	3.33	1	1	596b/02
Gladiator	Six-sided non-vented enclosure incorporating a double leaf doorset in the front face	2.07	2.2	2.184	1	1	596b/05
Gladiator Plus 1	Six-sided non-vented enclosure incorporating a double leaf doorset in the front face	2.07	2.2	2.684	1	1	596b/06
Gladiator Motorcycle	Six-sided vented enclosure incorporating a double leaf doorset in the front face	2.07	2.2	3.276	1	1	596b/07
Motorcycle Plus	Six-sided vented enclosure incorporating a double leaf doorset in the front face	2.07	2.2	3.276	1	1	596b/08
Motorcycle Plus 1	Six-sided vented enclosure incorporating a double leaf doorset in the front face	2.07	2.2	4.368	1	1	596b/09
Motorcycle Storage	Six-sided vented enclosure incorporating a double leaf doorset in the front face	2.032	1.58	2.74	1	1	596b/03
Motorcycle Storage Plus	Six-sided vented enclosure incorporating a double leaf doorset in the front face	2.032	1.58	3.33	1	1	596b/04

A copy of the certificate, confirming the full scope of approval including notes relating to the superscript references in the above table, may be viewed online by clicking on the product name in the associated entry on www.RedBookLive.com

Bastion Security Products Limited

5a New York Way, New York Industrial Park, Shiremoor, Newcastle-upon-Tyne NE27 0QF, United Kingdom

Tel: +44 (0)191 257 3100 • Fax: +44 (0)191 497 2997

E-mail: moreinfo@bastionprotects.com • Website: www.bastionprotects.com

Certificate No: 1046a to LPS 1175: Issue 7

Expandable Security Enclosure

Product Name	Type	Height (m)	Width (m)	Length When Enclosure Is Fully Expanded (m)	Length When Enclosure Is Contracted (m)	Security Rating	LPCB Ref. No.
Bastion Enclosure	Expanding security enclosure ¹ with integral entrance doorset	2.469	1.700	2.655	1.700	5 ²	1046a/01

A copy of the certificate, confirming the full scope of approval including notes relating to the superscript references in the above table, may be viewed online by clicking on the product name in the associated entry on www.RedBookLive.com

Certificate No: 1046d to LPS 1175: Issue 7

Modular Security Enclosure System

Product Name	Type	Minimum Height ¹ (m)	Maximum Height ¹ (m)	Minimum Width ¹ (m)	Maximum Width ¹ (m)	Minimum Depth ¹ (m)	Maximum Depth ¹ (m)	Security Rating	LPCB Ref. No.
Bastion Wall4	Enclosure formed from four sides and a ceiling	1.171	3.0	0.66 ²	Unlimited	0.66 ²	Unlimited	4	1046d/01

A copy of the certificate, confirming the full scope of approval including notes relating to the superscript references in the above table, may be viewed online by clicking on the product name in the associated entry on www.RedBookLive.com

BenweldSecure Limited

Unit 14A, Hartlebury Trading Estate, Hartlebury, Worcestershire DY10 4JB, United Kingdom

Tel: +44 (0)1299 251750 • Fax: +44 (0)1299 253576

E-mail: sales@benweld.co.uk • Website: www.benweld.co.uk

Certificate No: 1165a to LPS 1175: Issue 7

Security Cabinet

Product Name	Type	Height (m)	Minimum Width (m)	Maximum Width (m)	Minimum Depth (m)	Maximum Depth (m)	Security Rating ¹	LPCB Ref. No.
Malvern	Security cabinet incorporating a single leaf doorset in the front face	1.25	0.6	1.2	0.4	1.2	4	1165a/01

A copy of the certificate, confirming the full scope of approval including notes relating to the superscript references in the above table, may be viewed online by clicking on the product name in the associated entry on www.RedBookLive.com

Bradbury Security

Unit 6, Atkinson Way, Foxhills Industrial Estate, Scunthorpe DN15 8QJ, United Kingdom

Tel: +44 (0)1724 271999 • Fax: +44 (0)1724 271888

E-mail: sales@bradburyuk.com • Website: www.bradburyuk.com

Certificate No: 312h to LPS 1175: Issue 7

Modular Security Cages

Product Name	Type	Minimum Height (m)	Maximum Height (m)	Minimum Width (m)	Maximum Width (m)	Minimum Length (m)	Maximum Length (m)	Security Rating ¹	LPCB Ref. No.
Extendor Vulcan	Modular cage formed from Extendor Vulcan fixed and opening grilles ²	0.54 ³	3.97 ^{4,5,6}	0.48	Unlimited ^{4,6,7}	1.0	Unlimited ^{4,6,7}	2+	312h/01

A copy of the certificate, confirming the full scope of approval including notes relating to the superscript references in the above table, may be viewed online by clicking on the product name in the associated entry on www.RedBookLive.com

Certificate No: 312j to LPS 1175: Issue 6

Modular Security Cages

Product Name	Type	Minimum Height (m)	Maximum Height (m)	Minimum Width (m)	Maximum Width (m)	Minimum Length (m)	Maximum Length (m)	Security Rating	LPCB Ref. No.
Extendor Eclipse	Modular cage formed from Extendor Eclipse fixed and opening grilles ¹	0.715	3.67 ^{3,4}	0.48	Unlimited ^{2,5}	1.0	Unlimited ^{2,5}	3	312j/01

PART 4: SECTION 3

SECURE ENCLOSURES

A copy of the certificate, confirming the full scope of approval including notes relating to the superscript references in the above table, may be viewed online by clicking on the product name in the associated entry on www.RedBookLive.com

Burton Safes Limited

Units 20-28, Brockholes Business Park, Rock Mill Road, Brockholes, Holmfirth HD9 7BN, United Kingdom

Tel: +44 (0)1484 663388 • Fax: +44 (0)1484 666338

E-mail: enquiries@burtonsafes.co.uk • Website: www.burtonsafes.co.uk

Certificate No: 1000b to LPS 1175: Issue 6

Modular Security Enclosures

Product Name	Type	Minimum Height (m)	Maximum Height (m)	Minimum Width (m)	Maximum Width (m)	Minimum Depth (m)	Maximum Depth (m)	Security Rating	LPCB Ref. No.
Talos	Enclosure with horizontally laid panels	2.5	Unlimited	2.5	Unlimited	2.5	Unlimited	2	1000b/01
	Enclosure with vertically laid panels	2.5	5.5	0.25	Unlimited	0.25	Unlimited	2	
	Enclosure with horizontally laid panels	2.5	Unlimited	2.5	Unlimited	2.5	Unlimited	3	1000b/02
	Enclosure with vertically laid panels	2.5	5.5	0.25	Unlimited	0.25	Unlimited	3	
	Enclosure with horizontally laid panels	2.5	Unlimited	2.5	Unlimited	2.5	Unlimited	4	1000b/03
	Enclosure with vertically laid panels	2.5	5.5	0.25	Unlimited	0.25	Unlimited	4	
Talos SE	Enclosure with vertically laid panels	2.2	2.5	1.112	1.402	1.142	1.432	2	1000b/04
	Enclosure with vertically laid panels	2.2	2.5	1.112	1.402	1.142	1.432	3	1000b/05
	Enclosure with vertically laid panels	2.2	2.5	1.112	1.402	1.142	1.432	4	1000b/06

A copy of the certificate, confirming the full scope of approval, may be viewed online by clicking on the product name in the associated entry on www.RedBookLive.com

Certificate No: 1000e to LPS 1175: Issue 7

PART 4: SECTION 3**SECURE ENCLOSURES****Modular Security Cages**

Product Name	Type	Minimum Height (m)	Maximum Height (m)	Minimum Width (m)	Maximum Width (m)	Minimum Length (m)	Maximum Length (m)	Security Rating ¹	LPCB Ref. No.
Ajax SR2	Modular cage formed from Ajax SR2 fixed and opening grilles ²	0.54 ³	3.97 ^{4,5,6}	0.48	Unlimited ^{4,6,7}	1.0	Unlimited ^{4,6,7}	2+	1000e/01

A copy of the certificate, confirming the full scope of approval including notes relating to the superscript references in the above table, may be viewed online by clicking on the product name in the associated entry on www.RedBookLive.com

Certificate No: 1000g to LPS 1175: Issue 6

Modular Security Cages

Product Name	Type	Minimum Height (m)	Maximum Height (m)	Minimum Width (m)	Maximum Width (m)	Minimum Length (m)	Maximum Length (m)	Security Rating	LPCB Ref. No.
Ajax SR3	Modular cage formed from Ajax SR3 fixed and opening grilles ¹	0.715	3.67 ^{3,4}	0.48	Unlimited ^{2,5}	1.0	Unlimited ^{2,5}	3	1000g/01

A copy of the certificate, confirming the full scope of approval including notes relating to the superscript references in the above table, may be viewed online by clicking on the product name in the associated entry on www.RedBookLive.com

Isoclad Limited

10 Alder Road, West Chirton North Industrial Estate, North Shields, Tyne & Wear NE29 8SD, United Kingdom
 Tel: +44 (0)191 258 5052 • Fax: +44 (0)191 259 5742
 E-mail: sales@isoclad.co.uk • Website: www.isoclad.co.uk

Certificate No: 142c to LPS 1175: Issue 6

Modular Security Enclosures

Product Name	Product Type	Minimum Height (m)	Maximum Height (m)	Minimum Width (m)	Maximum Width (m)	Minimum Depth (m)	Maximum Depth (m)	Security Rating	LPCB Ref. No.
Securiclad	Enclosure with horizontally laid panels	2.5	Unlimited	2.0	Unlimited	2.0	Unlimited	2	142c/03
	Enclosure with vertically laid panels	2.1	5.5	0.25	Unlimited	0.25	Unlimited	2	
	Enclosure with horizontally laid panels	2.5	Unlimited	2.0	Unlimited	2.0	Unlimited	3	142c/01
	Enclosure with vertically laid panels	2.1	5.5	0.25	Unlimited	0.25	Unlimited	3	
	Enclosure with horizontally laid panels	2.5	Unlimited	2.0	Unlimited	2.0	Unlimited	4	142c/02

PART 4: SECTION 3

SECURE ENCLOSURES

Product Name	Product Type	Minimum Height (m)	Maximum Height (m)	Minimum Width (m)	Maximum Width (m)	Minimum Depth (m)	Maximum Depth (m)	Security Rating	LPCB Ref. No.
	Enclosure with vertically laid panels	2.1	5.5	0.25	Unlimited	0.25	Unlimited	4	
	Enclosure with horizontally laid panels	2.5	Unlimited	2.0	Unlimited	2.0	Unlimited	5	142c/07
	Enclosure with vertically laid panels	2.1	4.0	0.25	Unlimited	0.25	Unlimited	5	
Securiclad SE	Enclosure with vertically laid panels	2.2	2.5	1.112	1.402	1.142	1.432	2	142c/04
	Enclosure with vertically laid panels	2.2	2.5	1.112	1.402	1.142	1.432	3	142c/05
	Enclosure with vertically laid panels	2.2	2.5	1.112	1.402	1.142	1.432	4	142c/06

A copy of the certificate, confirming the full scope of approval, may be viewed online by clicking on the product name in the associated entry on www.RedBookLive.com

Kingsley Plastics Limited

Western Barn Industrial Park, Hatherleigh Road, Winkleigh, Devon EX19 8AP, United Kingdom

Tel: +44 (0)1837 83154 • Fax: +44 (0)1837 83529

E-mail: sales@kingsleyplastics.co.uk • Website: www.kingsleyplastics.co.uk

Certificate No: 1115b to LPS 1175: Issue 7

Security Enclosures

Product Name	Product Type	Nominal Minimum Height ¹ (m)	Nominal Maximum Height ¹ (m)	Nominal Minimum External Width ² (m)	Nominal Maximum External Width (m)	Nominal Minimum External Length ² (m)	Nominal Maximum External Length (m)	Security Rating	LPCB Ref. No.
Heavy Duty SR2	GRP security enclosure ³	1.0	5.0	0.5	15.0	0.5	35.0	2	1115b/01
Heavy Duty SR3	GRP security enclosure ³	1.0	5.0	0.5	15.0	0.5	35.0	3	1115b/02
Heavy Duty SR4	GRP security enclosure ³	1.6	5.0	0.5	15.0	1.25	35.0	4	1115b/03

A copy of the certificate, confirming the full scope of approval including notes relating to the superscript references in the above table, may be viewed online by clicking on the product name in the associated entry on www.RedBookLive.com

Kingspan Limited

Sherburn, Malton, North Yorkshire YO17 8PQ, United Kingdom

Tel: +44 (0)1944 712000

E-mail: info@kingspanpanels.com • Website: www.kingspanpanels.co.uk

Sales Enquiries

Kingspan Limited, Greenfield Business Park No. 2, Greenfield, Holywell, Flintshire, North Wales CH8 7GJ, United Kingdom

Tel: +44 (0)1352 716100

Website: www.Kingspanpanels.co.uk

Certificate No: 279f to LPS 1175: Issue 7

Modular Security Enclosure System

Product Name	Type	Minimum Height (m)	Maximum Height ¹ (m)	Minimum Width (m)	Maximum Width (m)	Minimum Depth (m)	Maximum Depth (m)	Security Rating	LPCB Ref. No.
Kingspan Level 3	Enclosure with horizontally laid panels	1.5	Unlimited ²	0.6	Unlimited ²	0.6	Unlimited ²	3	279f/01
	Enclosure with vertically laid panels	1.5	6.0	0.6	Unlimited ²	0.6	Unlimited ²	3	
Kingspan Level 4	Enclosure with horizontally laid panels	1.5	Unlimited ²	0.6	Unlimited ²	0.6	Unlimited ²	4	279f/02
	Enclosure with vertically laid panels	1.5	6.0	0.6	Unlimited ²	0.6	Unlimited ²	4	

A copy of the certificate, confirming the full scope of approval including notes relating to the superscript references in the above table, may be viewed online by clicking on the product name in the associated entry on www.RedBookLive.com

Liddle Doors Limited

Wagonway Road Industrial Estate, Hebburn, Tyne and Wear NE31 1SP, United Kingdom

Tel: +44 (0)191 483 5449 • Fax: +44 (0)191 489 0698

E-mail: liddle@liddledoors.co.uk • Website: www.liddledoors.co.uk

Certificate No: 442e to LPS 1175: Issue 6

Security Cabinet (Wall Mounted)

Product Name	Model	Nominal Cabinet Height (mm)	Nominal Cabinet Width (mm)	Nominal Cabinet Depth (mm)	Security Rating	LPCB Ref. No.
Liddle Series 3 Security Box	Size 1 wall mounted security cabinet	400	460	240	3	442e/02
	Size 2 wall mounted security cabinet	400	400	150	3	

A copy of the certificate, confirming the full scope of approval, may be viewed online by clicking on the product name in the associated entry on www.RedBookLive.com

Certificate No: 442f to LPS 1175: Issue 7

PART 4: SECTION 3

SECURE ENCLOSURES

Security Cabinet (Wall Mounted)

Product Name	Model	Nominal Cabinet Height (mm)	Nominal Cabinet Width (mm)	Nominal Cabinet Depth (mm)	Security Rating	LPCB Ref. No.
Liddle Series 2 Security Box	Size 1 wall mounted security cabinet	400	460	240	2	442f/01
	Size 2 wall mounted security cabinet	400	400	150	2	
	Size 3 wall mounted security cabinet	1055	990	350	2	

A copy of the certificate, confirming the full scope of approval, may be viewed online by clicking on the product name in the associated entry on www.RedBookLive.com

Certificate No: 442h to LPS 1175: Issue 7

Modular Security Enclosures

Product Name	Type	Minimum Height ¹ (m)	Maximum Height ¹ (m)	Minimum Width ² (m)	Maximum Width ² (m)	Minimum Depth ² (m)	Maximum Depth ² (m)	Security Rating	LPCB Ref. No.
Liddle Series 3 Kiosk	Modular enclosure with integral single or double leaf padlockable doorset	1.05	4.0	0.6	Unlimited	0.6	2.8	3	442h/01
Liddle Series 4 Kiosk	Modular enclosure with integral single or double leaf padlockable doorset	1.05	4.0	0.6	Unlimited	0.6	2.8	4	442h/02

A copy of the certificate, confirming the full scope of approval including notes relating to the superscript references in the above table, may be viewed online by clicking on the product name in the associated entry on www.RedBookLive.com

Certificate No: 442i to LPS 1175: Issue 7

Modular Security Cages

Product Name	Type	Minimum Height ¹ (m)	Maximum Height ¹ (m)	Minimum Width ² (m)	Maximum Width ² (m)	Minimum Depth ² (m)	Maximum Depth ² (m)	Security Rating	LPCB Ref. No.
Liddle Series 3 Cage	Modular cage with integral single or double leaf padlockable doorset	1.05	4.0	0.6	Unlimited	0.6	2.8	3	442i/01
Liddle Series 4 Cage	Modular cage with integral single or double leaf padlockable doorset	1.05	4.0	0.6	Unlimited	0.6	2.8	4	442i/02

A copy of the certificate, confirming the full scope of approval including notes relating to the superscript references in the above table, may be viewed online by clicking on the product name in the associated entry on www.RedBookLive.com

Morgan Marine Limited

Llandybie, Ammanford, Carmarthenshire SA18 3GY, United Kingdom

Tel: +44 (0)1269 850437 • Fax: +44 (0)1269 850656

E-mail: sales@morgan-marine.com • Website: www.morgan-marine.com

Certificate No: 1051a to LPS 1175: Issue 7

Security Enclosures

Product Name	Product Type	Nominal Minimum Height ¹ (m)	Nominal Maximum Height ¹ (m)	Nominal Minimum External Width (m)	Nominal Maximum External Width (m)	Nominal Minimum External Length (m)	Nominal Maximum External Length (m)	Security Rating	LPCB Ref. No.
Morgan Titan SR2	GRP security enclosure	1.0	5.0	1.0 ²	14.0	1.0 ²	30.0	2 ³	1051a/01
Morgan Titan SR3	GRP security enclosure	1.0	5.0	1.0 ⁴	14.0	1.0 ⁴	30.0	3 ⁵	1051a/02
Morgan Titan SR4	GRP security enclosure	1.0	5.0	1.0 ⁶	14.0	1.0 ⁶	30.0	4 ⁷	1051a/03

A copy of the certificate, confirming the full scope of approval including notes relating to the superscript references in the above table, may be viewed online by clicking on the product name in the associated entry on www.RedBookLive.com

NPS GRP Limited

Upper Castle Street, Bradford, West Yorkshire BD5 7RN, United Kingdom

Tel: +44 (0)1274 721314 • Fax: +44 (0)1274 733321

E-mail: sales@npsgroup.co.uk • Website: www.npsgroup.co.uk

Certificate No: 1264a to LPS 1175: Issue 7

Security Enclosures

Product Name	Type	Minimum Height ^{1,2} (m)	Maximum Height ^{1,2} (m)	Minimum Width ^{2,3} (m)	Maximum Width ^{2,3} (m)	Minimum Depth ² (m)	Maximum Depth ² (m)	Security Rating	LPCB Ref. No.
Anti Theft	Five-sided GRP security enclosure	0.5	4.5	0.5	Unlimited	0.5	Unlimited	2	1264a/03
Anti Vandal	Five-sided GRP security enclosure	0.542	Unlimited	0.656	Unlimited	0.384	Unlimited	3	1264a/01
Anti Terrorist	Five-sided GRP security enclosure	0.542	Unlimited	0.656	Unlimited	0.384	Unlimited	4 ⁴	1264a/02

A copy of the certificate, confirming the full scope of approval including notes relating to the superscript references in the above table, may be viewed online by clicking on the product name in the associated entry on www.RedBookLive.com

Pioneer Welding Company (2002) Limited

Pioneer Business Park, Princes Road, Ramsgate, Kent CT11 7RX, United Kingdom

E-mail: marcus@serverfortress.co.uk • Website: www.serverfortress.co.uk

Sales Enquiries

Server Fortress Limited, 24 Copthorne Road, Rickmansworth, Hertfordshire WD3 4AQ, United Kingdom

Tel: +44 (0)7889 871106

E-mail: marcus@serverfortress.co.uk • Website: www.serverfortress.co.uk

Certificate No: 1465a to LPS 1175: Issue 7

PART 4: SECTION 3

SECURE ENCLOSURES

Secure Enclosure

Product Name	Configuration	Height (mm)	Width (mm)	Depth (mm)	Security Rating ¹	LPCB Ref. No.
Server Fortress	Secure cabinet incorporating two integral single leaf doorsets ²	2028	750	1100	2	1465a/01
	Secure cabinet incorporating two integral single leaf doorsets ²	2028	750	1200	2	
	Secure cabinet incorporating two integral single leaf doorsets ²	2028	800	1100	2	
	Secure cabinet incorporating two integral single leaf doorsets ²	2028	800	1200	2	

A copy of the certificate, confirming the full scope of approval including notes relating to the superscript references in the above table, may be viewed online by clicking on the product name in the associated entry on www.RedBookLive.com

Pro-protect GRP Enclosures Limited

Clarion House, Clarion Close, Swansea Enterprise Park, Swansea SA6 8QZ, United Kingdom

Tel: +44 (0)1554 823812 • Fax: +44 (0)1554 823812

E-mail: info@protectgrp.co.uk • Website: www.protectgrp.com

Certificate No: 1328a to LPS 1175: Issue 7

Modular Security Enclosures

Product Name	Product Type	Minimum Height (m) ¹	Maximum Height (m) ¹	Minimum Width (m) ²	Maximum Width (m)	Minimum Depth (m) ²	Maximum Depth (m)	Security Rating	LPCB Ref. No.
Defender	Five-sided GRP security enclosure formed from four walls and a flat roof ³	0.8	4	0.4	20	0.4	12	3 ⁴	1328a/01

A copy of the certificate, confirming the full scope of approval including notes relating to the superscript references in the above table, may be viewed online by clicking on the product name in the associated entry on www.RedBookLive.com

PSF Wales Limited

Llys Rhiannon, Cil Yr Ychen Industrial Estate, Landeilo Road, Llandybie, Ammanford, Carmarthenshire SA18 3GY, United Kingdom

Tel: +44 (0)1269 851777 • Fax: +44 (0)1269 851747

E-mail: sales@psfwales.co.uk • Website: www.psfwales.co.uk

Certificate No: 953c to LPS 1175: Issue 7

Security Enclosures

Product Name	Product Type	Nominal Minimum External Height (m)	Nominal Maximum External Height (m)	Nominal Minimum External Width (m)	Nominal Maximum External Width (m)	Nominal Minimum External Depth (m)	Nominal Maximum External Depth (m)	Security Rating	LPCB Ref. No.
Hercules SAF 2	Security enclosure with integral single or double leaf ¹ padlockable doorset	0.8	2.8	0.63	2.8	0.375	2.8	2 ²	953c/01

A copy of the certificate, confirming the full scope of approval including notes relating to the superscript references in the above table, may be viewed online by clicking on the product name in the associated entry on www.RedBookLive.com

Certificate No: 953f to LPS 1175: Issue 7

Modular Security Enclosures

Product Name	Type	Nominal Minimum External Height (m)	Nominal Maximum External Height ¹ (m)	Nominal Minimum External Width ² (m)	Nominal Maximum External Width	Nominal Minimum External Depth ³	Nominal Maximum External Depth	Security Rating	LPCB Ref. No.
Taurus SAF 3	Modular single skin enclosure with single leaf outward opening doorset	0.85	2.9	0.7	5.0	0.4	2.8	3	953f/01
	Modular single skin enclosure with double leaf outward opening doorset	0.85	2.9	1.422	5.0	0.4	2.8	3	
Taurus SAF 4	Modular single skin enclosure with single leaf outward opening doorset	0.85	2.9	0.7	5.0	0.4	2.8	4	953f/02
	Modular single skin enclosure with double leaf outward opening doorset	0.85	2.9	1.422	5.0	0.4	2.8	4	

A copy of the certificate, confirming the full scope of approval including notes relating to the superscript references in the above table, may be viewed online by clicking on the product name in the associated entry on www.RedBookLive.com

Certificate No: 953h to LPS 1175: Issue 7

Modular Security Cages

Product Name	Type	Minimum Height ¹ (m)	Maximum Height ¹ (m)	Minimum Width ² (m)	Maximum Width ² (m)	Minimum Depth ² (m)	Maximum Depth ² (m)	Security Rating	LPCB Ref. No.
Centaur SAF 2	Cage formed from four sides and a ceiling with integral single or double leaf padlockable doorsets	0.6	4.0	0.5	40	0.5	20	2	953h/01
Centaur SAF 3	Cage formed from four sides and a ceiling with integral single or double leaf padlockable doorsets	0.6	4.0	0.5	40	0.5	20	3	953h/02

PART 4: SECTION 3

SECURE ENCLOSURES

Product Name	Type	Minimum Height ¹ (m)	Maximum Height ¹ (m)	Minimum Width ² (m)	Maximum Width ² (m)	Minimum Depth ² (m)	Maximum Depth ² (m)	Security Rating	LPCB Ref. No.
Centaur SAF 4	Cage formed from four sides and a ceiling with integral single or double leaf padlockable doorsets	0.6	4.0	0.5	40	0.5	20	4	953h/03

A copy of the certificate, confirming the full scope of approval including notes relating to the superscript references in the above table, may be viewed online by clicking on the product name in the associated entry on www.RedBookLive.com

Certificate No: 953j to LPS1175: Issue7

Modular Security Enclosures

Product Name	Type	Nominal Minimum External Height ¹ (m)	Nominal Maximum External Height ¹ (m)	Nominal Minimum External Width ² (m)	Nominal Maximum External Width ² (m)	Nominal Minimum External Depth ² (m)	Nominal Maximum External Depth ² (m)	Security Rating	LPCB Ref. No.
Hercules SAF 3	Modular enclosure with single leaf outward opening doorset	0.8	3.2	1.73	25	1.0	10	3	953j/01
	Modular enclosure with double leaf outward opening doorset	0.8	3.2	2.78	25	1.0	10	3	953j/02
Hercules SAF 4	Modular enclosure with single leaf outward opening doorset	0.8	3.2	1.73	25	1.0	10	4	953j/03
	Modular enclosure with double leaf outward opening doorset	0.8	3.2	2.78	25	1.0	10	4	953j/04

A copy of the certificate, confirming the full scope of approval including notes relating to the superscript references in the above table, may be viewed online by clicking on the product name in the associated entry on www.RedBookLive.com

Quinshield Limited

Capel Hendre, Ammanford, Carmarthenshire SA18 3SJ, United Kingdom

Tel: +44 (0)1269 832220 • Fax: +44 (0)1269 832221

E-mail: sales@quinshield.com • Website: www.quinshield.com

Certificate No: 1449a to LPS 1175: Issue 7

Security Enclosures

Product Name	Type	Minimum Height (m) ¹	Maximum Height (m) ¹	Minimum Width (m)	Maximum Width (m)	Minimum Depth (m)	Maximum Depth (m)	Security Rating	LPCB Ref. No.
Quinshield 'SR2' Security Kiosk	Five-sided GRP security enclosure formed from four walls and a roof	1.25	4.0	1.25	Unlimited	0.4	14	2	1449a/01
Quinshield 'SR3' Security Kiosk	Five-sided GRP security enclosure formed from four walls and a roof	1.25	4.0	1.25	Unlimited	0.4	14	3	1449a/02

A copy of the certificate, confirming the full scope of approval including notes relating to the superscript references in the above table, may be viewed online by clicking on the product name in the associated entry on www.RedBookLive.com

R & D Sheetmetal Limited

Unit 1A, Victoria Court, Colliers Way, Clayton West, Huddersfield, West Yorkshire HD8 9TR, United Kingdom

Tel: +44 (0)1484 864886 • Fax: +44 (0)1484 866505

E-mail: sales@randdsheetmetal.co.uk • Website: www.randdsheetmetal.co.uk

Certificate No: 1034a to LPS 1175: Issue 7

Modular Security Enclosures

Product Name	Product Type	Minimum Height (m)	Maximum Height (m)	Minimum Width (m)	Maximum Width (m)	Minimum Depth (m)	Maximum Depth (m)	Security Rating	LPCB Ref. No.
Security Evo III	Enclosure formed from four sides and a ceiling	1.9	2.7	1.1	Unlimited	0.8	Unlimited	3	1034a/04
Security Evo IV	Enclosure formed from four sides and a ceiling	1.9	2.7	1.1	Unlimited	0.8	Unlimited	4	1034a/01
Security Evo V	Enclosure formed from four sides and a ceiling	1.9	2.7	1.1	Unlimited	0.8	Unlimited	5	1034a/02
Security Evo VI	Enclosure formed from four sides and a ceiling	1.9	2.7	1.1	Unlimited	0.8	Unlimited	6	1034a/03

A copy of the certificate, confirming the full scope of approval, may be viewed online by clicking on the product name in the associated entry on www.RedBookLive.com

PART 4: SECTION 3

SECURE ENCLOSURES

RCS Manufacturing Limited

Unit 2, Weston Works, Tyseley, Birmingham, West Midlands B11 3RP, United Kingdom

Tel: +44 (0)121 706 0222 • Fax: +44 (0)121 765 4585

E-mail: sales@rcsm.co.uk

For sales enquiries, please contact:

Remtech (Computer Security) Limited, PO Box 60, Epsom, Surrey KT17 2YT, United Kingdom

Tel: +44 (0)208 786 8787

E-mail: sales@remtech.com • Website: www.modusec.com

Certificate No: 1103a to LPS 1175: Issue 7

Modular Security Enclosures¹

Product Name	Type	Minimum Height (m)	Maximum Height (m)	Minimum Width (m)	Maximum Width (m)	Minimum Depth (m)	Maximum Depth (m)	Security Rating	LPCB Ref. No.
Modusec Level 1	Multisided enclosure incorporating a ceiling ²	1.8	6.0	1.8 ³	Unlimited	0.4 ³	Unlimited	1	1103a/01
Modusec Level 2	Multisided enclosure incorporating a ceiling ²	1.8	6.0	1.8 ³	Unlimited	0.4 ³	Unlimited	2	1103a/02
Modusec Level 3	Multisided enclosure incorporating a ceiling ²	1.8	6.0	1.8 ³	Unlimited	0.4 ³	Unlimited	3	1103a/03
Modusec Level 4	Multisided enclosure incorporating a ceiling ²	1.8	6.0	1.8 ³	Unlimited	0.4 ³	Unlimited	4	1103a/04
Modusec Level 5	Multisided enclosure incorporating a ceiling ²	1.8	6.0	1.8 ³	Unlimited	0.447 ³	Unlimited	5	1103a/05

A copy of the certificate, confirming the full scope of approval including notes relating to the superscript references in the above table, may be viewed online by clicking on the product name in the associated entry on www.RedBookLive.com

Steelway Fensecure Limited

Queensgate Works, Bilston Road, Wolverhampton, West Midlands WV2 2NJ, United Kingdom

Tel: +44 (0)121 521 4521 • Fax: +44 (0)121 521 4551

E-mail: sales@steelwaybrickhouse.co.uk • Website: www.steelway.co.uk

Certificate No: 1071b to LPS 1175: Issue 7

Modular Security Cage

Product Name	Product Type	Minimum Height (m)	Maximum Height (m)	Minimum Width (m) ¹	Maximum Width (m)	Minimum Depth (m)	Maximum Depth (m)	Security Rating	LPCB Ref. No.
Steelway Level 1 Security Mesh Panel System	Cage formed from four sides and a ceiling	1.1	3.91	0.5	Unlimited	0.5	4.0	1	1071b/01

PART 4: SECTION 3

SECURE ENCLOSURES

Product Name	Product Type	Minimum Height (m)	Maximum Height (m)	Minimum Width (m) ¹	Maximum Width (m)	Minimum Depth (m)	Maximum Depth (m)	Security Rating	LPCB Ref. No.
Steelway Level 2 Security Mesh Panel System	Cage formed from four sides and a ceiling	1.1	3.91	0.5	Unlimited	0.5	4.0	2	1071b/02
Steelway Level 3 Security Mesh Panel System	Cage formed from four sides and a ceiling	1.1	3.91	0.5	Unlimited	0.5	4.0	3	1071b/03

A copy of the certificate, confirming the full scope of approval including notes relating to the superscript references in the above table, may be viewed online by clicking on the product name in the associated entry on www.RedBookLive.com

Certificate No: 1071e to LPS 1175: Issue 7

Modular Security Enclosures

Product Name	Product Type	Minimum Height (m)	Maximum Height (m)	Minimum Width (m) ¹	Maximum Width (m)	Minimum Depth (m)	Maximum Depth (m)	Security Rating	LPCB Ref. No.
Steelway Level 4 Security Solid Panel System	Enclosure formed from four sides and a ceiling	1.1	3.91	0.5	Unlimited	0.5	4.0	4	1071e/01

A copy of the certificate, confirming the full scope of approval including notes relating to the superscript references in the above table, may be viewed online by clicking on the product name in the associated entry on www.RedBookLive.com

Technocover Limited (incorporating TechnoRail and Strataform)

Henfaes Lane, Welshpool, Powys SY21 7BE, United Kingdom

Tel: +44 (0)1938 555511 • Fax: +44 (0)1938 555527

E-mail: techadvice@technocover.co.uk • Website: www.technocover.co.uk

Certificate No: 450b to LPS 1175: Issue 5

Security Cabinets

Product Name	Nominal Enclosure Height (mm)	Nominal Enclosure Width (mm)	Nominal Enclosure Depth (mm)	Security Rating	LPCB Ref. No.
Half Location Apparatus Case (LAC/H)	1850	575	535	3	450b/01
Full Location Apparatus Case (LAC/F)	1850	1010	535	3	450b/02
Half Location Apparatus Case (LAC/H)	1850	575	535	4	450b/03
Full Location Apparatus Case (LAC/F)	1850	1010	535	4	450b/04

A copy of the certificate, confirming the full scope of approval, may be viewed online by clicking on the product name in the associated entry on www.RedBookLive.com

Certificate No: 450c to LPS 1175: Issue 5

PART 4: SECTION 3

SECURE ENCLOSURES

Modular Security Cabinets and Enclosures

Product Name	Product Type	Minimum Height (mm)	Maximum Height (mm)	Minimum Width (mm)	Maximum Width (mm)	Minimum Depth (mm)	Maximum Depth (mm)	Security Rating	LPCB Ref. No.
WMC/DV4	Walk-In Modular Building System	1500	3000	1000	5000	1000	10000	4	450c/01
CB1/DV4	Small modular secure cabinet system with single leaf doorset	900	2000	650	5000	450	1500	4	450c/02
CB2/DV4	Small modular secure cabinet system with double leaf doorset	900	2000	1350	5000	450	1500	4	450c/03
WMC/DV3	Walk-in modular building system	1500	3000	1000	4000	1000	10000	3	450c/04
CB1/DV3	Small modular secure cabinet system with single leaf doorset	900	2000	650	5000	450	1500	3	450c/05
CB2/DV3	Small modular secure cabinet system with double leaf doorset	900	2000	1350	5000	450	1500	3	450c/06

A copy of the certificate, confirming the full scope of approval, may be viewed online by clicking on the product name in the associated entry on www.RedBookLive.com

Certificate No: 450i to LPS 1175: Issue 7

Modular Security Cages

Product Name	Product Type	Minimum Height (m)	Maximum Height (m)	Minimum Width (m)	Maximum Width (m)	Minimum Depth (m)	Maximum Depth (m)	Security Rating	LPCB Ref. No.
Ultrasecure Security Cage System	Cage formed from four sides and a ceiling	0.5 ¹	6.0	0.76 ²	Unlimited	0.76 ²	6.0	3	450i/01
SCS/DV4	Cage formed from four sides and a ceiling	1.4	4.0	1.1	Unlimited	0.75	6.0	4	450i/02

A copy of the certificate, confirming the full scope of approval including notes relating to the superscript references in the above table, may be viewed online by clicking on the product name in the associated entry on www.RedBookLive.com

Certificate No: 450p to LPS 1175: Issue 7

PART 4: SECTION 3**SECURE ENCLOSURES****Security Cabinet (Wall Mounted)**

Product Name	Type	Nominal Cabinet Height (mm)	Nominal Cabinet Width (mm)	Nominal Cabinet Depth (mm)	Compatible Padlocks	Security Rating ¹	LPCB Ref. No.
Ultra Secure WCC/DV2	Wall mounted security cabinet	806	810	330	A and B	2	450p/01

A copy of the certificate, confirming the full scope of approval including notes relating to the superscript references in the above table, may be viewed online by clicking on the product name in the associated entry on www.RedBookLive.com

Certificate No: 450q to LPS 1175: Issue 7

Modular Security Enclosures

Product Name	Product Type	Minimum Height (m)	Maximum Height (m)	Minimum Width (m)	Maximum Width (m)	Minimum Depth (m)	Maximum Depth (m)	Security Rating	LPCB Ref. No.
WMC/IS7/DV3	Enclosure formed from four sides and a ceiling	1.8	3.0	1.15	Unlimited	1.2	6.0	3	450q/04
CB1/IS7/DV3	Small modular secure cabinet system with single leaf doorset	1.302	1.895	0.615	1.3	0.45	2.0	3	450q/05
CB2/IS7/DV3	Small modular secure cabinet system with double leaf doorset	1.302	1.895	1.315	2.4	0.45	2.0	3	450q/06
WMC/IS7/DV4	Enclosure formed from four sides and a ceiling	1.8	3.0	1.15	Unlimited	1.2	6.0	4	450q/01
CB1/IS7/DV4	Small modular secure cabinet system with single leaf doorset	1.302	1.895	0.615	1.3	0.45	2.0	4	450q/02
CB2/IS7/DV4	Small modular secure cabinet system with double leaf doorset	1.302	1.895	1.315	2.4	0.45	2.0	4	450q/03

A copy of the certificate, confirming the full scope of approval including notes relating to the superscript references in the above table, may be viewed online by clicking on the product name in the associated entry on www.RedBookLive.com

PART 4: SECTION 3

SECURE ENCLOSURES

Trimetals Limited

Sunrise Business Park, Higher Shaftesbury Road, Blandford Forum, Dorset DT11 8ST, United Kingdom

Tel: +44 (0)1258 459441 • Fax: +44 (0)1258 480408

E-mail: sales@trimetals.co.uk • Website: www.trimetals.co.uk

Certificate No: 899a to LPS 1175: Issue 6

Bicycle and Motorcycle Stores

Product Name	Type	Model	Nominal Internal Height ¹ (m)	Nominal Internal Width (m)	Nominal Internal Depth (m)	Security Rating	LPCB Ref. No.
Protect a Cycle	Bicycle store	-	1.28	1.8	0.84	1 ²	899a/01
Protect a Bike	Motorcycle store	Standard pent roof model	2.0	1.4	2.7	2 ³	899a/02
	Motorcycle store	Wide pent roof model	2.0	1.6	2.7	2 ³	
	Motorcycle store	Extra wide pent roof model	2.0	1.7	2.7	2 ³	

A copy of the certificate, confirming the full scope of approval including notes relating to the superscript references in the above table, may be viewed online by clicking on the product name in the associated entry on www.RedBookLive.com

Certificate No: 899b to LPS 1175: Issue 7

Bicycle Store

Product Name	Type	Nominal Internal Height ¹ (m)	Nominal Internal Width (m)	Nominal Internal Depth (m)	Security Rating	LPCB Ref. No.
Protect a Cycle Pro	Bicycle store	1.28	1.94	0.84	2 ²	899b/01

A copy of the certificate, confirming the full scope of approval including notes relating to the superscript references in the above table, may be viewed online by clicking on the product name in the associated entry on www.RedBookLive.com

Tyrone Fabrication Limited

87 Goland Road, Ballygawley, Co. Tyrone, Northern Ireland BT70 2LA, United Kingdom

Tel: +44 (0)288 556 7200 • Fax: +44 (0)288 556 7089

E-mail: sales@tyrone.co.uk • Website: www.tyrone.co.uk

Certificate No: 1363a to LPS 1175: Issue 7

Security Cabinets

Product Name	Type	Height (m)	Width (m)	Minimum Depth (m)	Maximum Depth (m)	Compatible Padlock	Security Rating	LPCB Ref. No.
T1206	Five-sided steel location case incorporating double leaf doorsets in front and rear faces	1.955	1.165	0.650	0.850	1	2	1363a/03
T1217	Five-sided steel location case incorporating double leaf doorsets in front and rear faces	1.955	1.165	0.706	0.906	2	3	1363a/04

A copy of the certificate, confirming the full scope of approval, may be viewed online by clicking on the product name in the associated entry on www.RedBookLive.com

Warrior Doors Limited

Unit 4, Kings Road Industrial Estate, Tyseley, Birmingham, West Midlands B11 2AX, United Kingdom

Tel: +44 (0)121 706 8400 • Fax: +44 (0)121 706 4399

E-mail: redbook@warriordoors.co.uk • Website: www.warriordoors.co.uk

Certificate No: 1045c to LPS 1175: Issue 7

Modular Security Enclosures

Product Name	Type	Minimum Height (m)	Maximum Height (m)	Minimum Width (m)	Maximum Width (m)	Minimum Depth (m)	Maximum Depth (m)	Security Rating	LPCB Ref. No.
Warrior Enclosure	Enclosure formed from four sides and a ceiling	0.364 ¹	6.20	0.364 ²	Unlimited	0.364 ²	Unlimited	4	1045c/01

A copy of the certificate, confirming the full scope of approval including notes relating to the superscript references in the above table, may be viewed online by clicking on the product name in the associated entry on www.RedBookLive.com

PART 4: SECTION 4

KEY SAFES

Key safes listed in this section are approved to LPS 1175 *Requirements and testing procedures for the LPCB certification and listing of intruder resistant building components, strongpoints, security enclosures and free-standing barriers.*

Unless otherwise stated, the security rating attributed to each key safe relates to the key safes' resistance to the following methods of attack:

- Forced entry into the key safe to remove a key stored within it.
- Unauthorised removal of the key safe from the supporting substrate.

It is recommended that the security ratings of the key safes used to store keys are at least equivalent to those of the products (e.g. doorsets) the keys operate. This is particularly important if the key safes are located in unprotected areas, for example, on the outside of properties. This is to ensure the key safe does not compromise the resistance to forced entry provided by the products that the keys operate.

Burton Safes Limited

Units 20-28, Brockholes Business Park, Rock Mill Road, Brockholes, Holmfirth HD9 7BN, United Kingdom
Tel: +44 (0)1484 663388 • Fax: +44 (0)1484 666338
E-mail: enquiries@burtonsafes.co.uk • Website: www.burtonsafes.co.uk

Certificate No: 1000i to LPS 1175: Issue 7

Key Safe

Product Name	Model	Instructions	Security Rating	LPCB Ref. No.
Keyguard Digital XL	Wall mounted key safe with twelve button combination	'Keyguard Digital XL User Instructions' Issue 4	1	1000i/01

A copy of the certificate, confirming the full scope of approval, may be viewed online by clicking on the product name in the associated entry on www.RedBookLive.com

Sentrilock LLC

7701 Service Center Drive, West Chester, Cincinnati OH 45069, USA
Tel: +1 513 618 5800 • Fax: +1 513 618 5801
E-mail: sentrisales@sentrilock.com • Website: www.sentrilock.com

UK Enquiries

Keynetics Ltd, Malvern Hills Science Park, Geraldine Road, Malvern WR14 3SZ, United Kingdom
Tel: +44 (0)1684 219091
E-mail: sales@keyneticsltd.co.uk • Website: www.senrikey.co.uk

Certificate No: 1096a to LPS 1175: Issue 7

Key Safes

Product Name	Model	Installation Instructions	Security Rating	LPCB Ref. No.
Bluetooth® Realtor Lockbox	Shackle mounted key safe accessed by digital keypad and smart card or compatible Bluetooth enabled device ¹	Bluetooth® Realtor Lockbox Installation Manual - 2019 ²	1	1096a/04
Bluetooth® BLE-WM Lockbox	Wall mounted key safe accessed by digital keypad and smart card or compatible Bluetooth enabled device ¹	Sentrilock NXT-BLE Installation Manual 2017 and Sentrilock NXT-BLE Installation Manual 2018 ^{3,4}	2	1096a/03
Bluetooth® NXT-M Lockbox	Wall mounted key safe accessed by digital keypad and smart card or compatible Bluetooth enabled device ¹	Sentrilock NXT-BLE Installation Manual 2017 and Sentrilock NXT-BLE Installation Manual 2018 ^{3,4}	2	1096a/02

A copy of the certificate, confirming the full scope of approval, may be viewed online by clicking on the product name in the associated entry on www.RedBookLive.com

UTC Fire & Security B.V Electronic Key Solutions

Kelvinstraat 7, 6003 DH Weert, The Netherlands

Tel: +31 495 583000 • Fax: +31 495 550042

E-mail: esther.franken@fs.utc.com

Europe, Middle East, Africa sales:

UTC Fire & Security, Supra Asset Protection Solutions, Kouterveldstraat 2, B-1831 Diegem, Belgium

Tel: +32 478 98 32 81

E-mail: didier.trehout@fs.utc.com

UK sales:

The Key Safe Company, 24 The Furlong, Berry Hill Industrial Estate, Droitwich Spa, Worcestershire WR9 9AH, United Kingdom

Tel: +44 (0)1905 770333

E-mail: sales@keysafe.co.uk

Certificate No: 1062d to LPS 1175: Issue 7

Key Safes

Product Name	Model	Part No.	Instructions	Security Rating	LPCB Ref. No.
TRAC-Vault BT SMART L	Wall mounted key safe operated by IrDA fob	002177	P/N10103266P1-01 (rev A) April 2014	2	1062d/01

A copy of the certificate, confirming the full scope of approval, may be viewed online by clicking on the product name in the associated entry on www.RedBookLive.com

UTC Fire & Security B.V.

Kelvinstraat 7, 6003 DH, Weert, The Netherlands

Tel: +31 495 583000 • Fax: +31 495 550042

E-mail: reception.weert@fs.utc.com

Europe, Middle East, Africa sales:

UTC Fire & Security, Supra Asset Protection Solutions, Kouterveldstraat 2, B-1831 Diegem, Belgium

Tel: +32 478 98 32 81

E-mail: didier.trehout@fs.utc.com

UK sales:

Supra UK Ltd, 24 The Furlong, Berry Hill Industrial Estate, Droitwich Spa, Worcestershire WR9 9AH, United Kingdom

Tel: +44 (0)1905 770333

E-mail: sales@keysafe.co.uk

Certificate No: 1062a to LPS 1175: Issue 6

PART 4: SECTION 4

KEY SAFES

Key Safes

Product Name	Model	Part No.	Installation Instructions	Security Rating	LPCB Ref. No.
Supra P500	Wall mounted key safe with twelve button combination	002045	P/N10102761P1-01 Revision F	1	1062a/01
Supra C500	Wall mounted key safe with twelve button combination	002049	P/N10102770P1-01 Revision L	1	1062a/02
Supra P500 with alarm switch	Wall mounted key safe with twelve button combination incorporating an alarm switch	002046	P/N10102761P1-01 Revision F	1	1062a/03

A copy of the certificate, confirming the full scope of approval, may be viewed online by clicking on the product name in the associated entry on www.RedBookLive.com

With much attention being placed on the role of emerging technologies in the fight against crime and terrorism, it is often easy to become detracted from the basics. However, good physical security is the bedrock of effective security. Without the delay to intrusion provided by effective physical security, detection simply tells you the intruder has been and gone. It is therefore always important to ensure suitable physical security measures are in place and that those measures provide sufficient delay to enable the intruder to be detected and a suitable response mounted in order to apprehend the intruder.

The delay provided by physical security products and systems is typically measured in terms of the tools and time required to achieve entry through those products and systems. These combine to indicate the effort required by an intruder in order to gain unauthorised access through the physical security barrier. Using products and systems that achieve a higher rating, or using a layered approach to physical security, can greatly increase the effort an intruder needs to exert in order to gain entry. That effort extends beyond the physical work required to overcome the physical security barriers. It also includes the effort required to plan and prepare for the attack. The greater the level of planning and preparation a criminal must invest in to conduct a successful attack, the less likely that criminal will consider the return on their investment will be sufficient to warrant attempting that attack.

As the security ratings increase, the size and weight of tools used increases. Using larger, heavier tools increases an intruder's likelihood of being detected through natural surveillance. They can also slow down the intruder if they need to carry those tools onto the site being attacked. This also increases the risk to the intruder of being caught. The greater that risk, the less likely the criminal is to conduct the attack in the first instance.

So how do security managers and other specifiers confirm whether a physical security product will afford a suitable delay against the tools and techniques likely to be employed by a determined intruder?

LPS 1175 Requirements and testing procedures for the LPCB approval and listing of intruder resistant building components, strongpoints, security enclosures and free-standing barriers confirms the resistance to forced entry provided by security products, systems and building materials.

While Issues 6 and 7 specified eight levels of resistance (security ratings), the latest version (Issue 8) defines a performance classification formed of the following two elements:

- Threat level (first element) - Letter (A to H) corresponding with the tool kit used to evaluate the product's intruder resistance and the number of attackers involved.
- Delay (second element) - Numeric value (1, 3, 5, 10, 15 or 20) corresponding with the minimum delay (in minutes) provided by the product when placed in a locked condition.

LPS 1175 covers the broadest scope of forced entry threat scenarios involving intruders that have little regard to the noise they make during attempts to achieve unauthorised access to assets, property and people. It also covers the broadest scope of physical security products and services of any publicly available standard in the world. This includes, but is certainly not restricted to, the following types of product:

- Access covers
- Cladding systems
- Containers
- Curtain walling systems
- Enclosures
- Entrance portals
- Fences and gates
- Folding doorsets
- Garage doorsets
- Hinged doorsets
- Grilles
- Modular buildings
- Partitioning systems
- Revolving doorsets
- Roofing systems
- Security cabinets
- Security screens
- Sheds and tool stores
- Skylights
- Sliding doorsets
- Strongpoints
- Vehicles
- Walling systems
- Windows

The classification system defined in LPS 1175 Issue 8 supports a layered approach to security, enabling the delay provided by products forming each layer of security to be determined against a common threat.

Further information on the security rating system and attack tools can be found in the standard itself, which can be downloaded for free from www.redbooklive.com.

PART 4: SECTION 5

PHYSICAL SECURITY PROTECTION OF BUILDINGS AND OTHER FACILITIES

In addition to certifying products to LPS 1175, LPCB also certifies products to the following standards:

- EN 1627 Pedestrian doorsets, windows, curtain walling, grilles and shutters - Burglar resistance - Requirements and classification.
- PAS 24 Enhanced security performance requirements for doorsets and windows in the UK - Doorsets and windows intended to offer a level of security suitable for dwellings and other buildings exposed to comparable risk.
- LPS 2081 Requirements and testing procedures for the LPCB approval and listing of building components, strongpoints, security enclosures and free-standing barriers offering resistance to intruders attempting to use stealth to gain entry.

EN 1627 is the European standard aimed at façade security products used in domestic and commercial situations. Its lower levels, i.e. up to Resistance Class 3, are primarily aimed at situations where criminals are more likely to use stealth for fear of attracting attention when attempting to force entry into premises.

PAS 24 is a UK standard that is primarily aimed at windows and doors used in domestic applications where intruders generally use stealth to avoid detection. The level of resistance offered by products certified to PAS 24 is generally lower than that provided by products approved to LPS 1175, especially if the products incorporate glass or in situations where the criminal can make sustained amounts of noise while attempting entry. Nonetheless, Secured by Design (SBD) have reported a significant reduction in domestic burglary as a result of the use of products approved to PAS 24.

LPS 2081 defines two levels (security ratings) of resistance to manual attack by opportunist intruders attempting to use a combination of physical bodily force, stealth and a selection of tools that are easily concealed about the person in order to gain entry. The protection against forced entry provided by products certified to Security Rating B in LPS 2081 is likely to be roughly akin to that provided by products certified to PAS 24.

Products approved to LPS 2081 and PAS 24 should generally only be used in environments in which intruders are highly likely to avoid making noise in order to evade detection through natural surveillance. If it is considered intruders operating in the environment may be willing to use tools and techniques likely to result in levels of noise more likely to draw attention to their actions (e.g. breaking glass), reference should be made to LPS 1175. Likewise, specifications should reference LPS 1175 if it is considered intruders operating in the environment are likely to be willing to spend longer than three minutes attacking the product, or would use larger tools to gain entry.

BRE Global has published a free guide to the standards mentioned above entitled 'Façade Security Standards Specifiers Guide'. The guide is available to download for free from www.redbooklive.com. It includes charts comparing the scope of product types covered by each standard and the likely levels of resistance to forced entry delivered by products certified to each standard.



Doorsets listed in this section are approved to either/or the following standards:

- LPS 1175 *Requirements and testing procedures for the LPCB certification and listing of intruder resistant building components, strongpoints, security enclosures and free-standing barriers.*
- LPS 2081 *Requirements and testing procedures for the LPCB approval and listing of building components, strongpoints, security enclosures and free-standing barriers offering resistance to intruders attempting to use stealth to gain entry*
- PAS 24 *Enhanced security performance requirements for doorsets and windows in the UK - External doorsets and windows intended to offer a level of security suitable for dwellings and other buildings exposed to comparable risk*
- EN 1627 *Pedestrian doorsets, windows, curtain walling, grilles and shutters - Burglar resistance - Requirements and classification.*

AccentHansen

Cedars House, Sandbrook Way, Sandbrook Business Park, Rochdale OL11 1LQ, United Kingdom

Tel: +44 (0)161 284 4100 • Fax: +44 (0)161 655 3119

E-mail: enquiries@accenthansen.com • Website: www.accenthansen.com

Certificate No: 021d to LPS 1175: Issue 7

Hinged Security Doorsets

Product Name	Type	Minimum Structural Opening Height (m)	Maximum Structural Opening Height (m)	Minimum Structural Opening Width (m)	Maximum Structural Opening Width (m)	Security Rating	LPCB Ref. No.
SecureShield 2	Single leaf outward opening hinged security doorset	1.5	2.6 ¹	0.5	1.25	2	021d/01
	Double leaf outward opening hinged security doorset	1.5	2.6 ¹	1.3	2.5	2	021d/02
SecureShield 2M	Single leaf outward opening doorset	1.0	2.43	0.74	1.18	2 ²	021d/07
	Single leaf outward opening doorset with side and/or over panels ₃	1.0	3.93	0.74	4.18	2 ²	
	Double leaf outward opening doorset ⁴	1.0	2.43	1.15	2.20	2 ²	
	Double leaf outward opening doorset with side and/or over panels _{3,4}	1.0	3.93	1.15	5.20	2 ²	
SecureShield 3	Single leaf outward opening hinged security doorset	1.8	2.5	0.7	1.3	3	021d/03
	Double leaf outward opening hinged security doorset with unequal leafs ⁴	1.8	2.5	1.3	1.8	3	
	Double leaf outward opening hinged security doorset with equal leafs	1.8	2.5	1.3	2.5	3	

PART 4: SECTION 5.1

SECURITY DOORSETS

Product Name	Type	Minimum Structural Opening Height (m)	Maximum Structural Opening Height (m)	Minimum Structural Opening Width (m)	Maximum Structural Opening Width (m)	Security Rating	LPCB Ref. No.
SecureShield 3M	Single leaf outward opening doorset	1.0 ⁵	2.93 ⁵	0.6 ⁶	1.43 ⁶	3 ⁷	021d/08
	Single leaf outward opening doorset with removable over panel ³	1.2 ⁵	4.13 ⁵	0.6 ⁶	1.43 ⁶	3 ⁷	
	Double leaf outward opening doorset ⁴	1.0 ⁵	2.93 ⁵	0.9 ⁶	2.6 ⁶	3 ⁷	
	Double leaf outward opening doorset with removable over panel ^{3,4}	1.2 ⁵	4.13 ⁵	0.9 ⁶	2.6 ⁶	3 ⁷	
	Single leaf outward opening hinged security doorset	1.8	2.5 ⁸	0.7	1.3	4	
Double leaf outward opening hinged security doorset with unequal leafs ⁴	1.8	2.5 ⁸	1.3	1.8	4		
Double leaf outward opening hinged security doorset with equal leafs	1.8	2.5 ⁸	1.3	2.5	4		
SecureShield 5	Single leaf outward opening hinged security doorset	1.8	2.32	0.7	1.3	5	021d/05
	Double leaf outward opening hinged security doorset with unequal leafs ⁴	1.8	2.32	1.3	1.8	5	
	Double leaf outward opening hinged security doorset with equal leafs	1.8	2.32	1.3	2.2	5	
	Single leaf outward opening hinged security doorset	1.8	2.32	0.7	1.3	6	
Double leaf outward opening hinged security doorset with unequal leafs ⁴	1.8	2.32	1.3	1.8	6		
Double leaf outward opening hinged security doorset with equal leafs	1.8	2.32	1.3	2.2	6		

A copy of the certificate, confirming the full scope of approval including notes relating to the superscript references in the above table, may be viewed online by clicking on the product name in the associated entry on www.RedBookLive.com

Ascot Doors Limited

Britannia Way Industrial Park, Union Road, Bolton BL2 2HE, United Kingdom

Tel: +44 (0)1204 545801 • Fax: +44 (0)1204 545800

E-mail: sales@ascotdoors.co.uk • Website: www.ascotdoors.co.uk

Certificate No: 131g to LPS 1175: Issue 7

Hinged Security Doorsets

Product Name	Type	Minimum Structural Opening Height (m)	Maximum Structural Opening Height (m)	Minimum Structural Opening Width (m)	Maximum Structural Opening Width (m)	Security Rating ¹	LPCB Ref. No.
Centurion A363S	Single leaf outward opening hinged doorset	1.8	2.9	0.7	1.46	3	131g/01
Centurion A363SI	Single leaf inward opening hinged doorset	1.8	2.75	0.7	1.46	3	131g/08
Centurion A363D	Double leaf outward opening hinged doorset ₂	1.8	2.9	1.4	2.85	3	131g/02
Centurion A363DI	Double leaf inward opening hinged doorset ₂	1.8	2.75	1.4	2.85	3	131g/09
Centurion A364S	Single leaf outward opening hinged doorset	1.8	2.9	0.7	1.46	4	131g/04
Centurion A364D	Double leaf outward opening hinged doorset ₂	1.8	2.9	1.4	2.85	4	131g/05
Centurion A365S	Single leaf outward opening hinged doorset	1.8	2.9	0.7	1.46	5	131g/06
Centurion A365D	Double leaf outward opening hinged doorset ₂	1.8	2.9	1.4	2.85	5	131g/07

A copy of the certificate, confirming the full scope of approval including notes relating to the superscript references in the above table, may be viewed online by clicking on the product name in the associated entry on www.RedBookLive.com

Assa Abloy Limited T/A Assa Abloy Security Doors

21 Ferguson Drive, Knockmore Hill Industrial Park, Lisburn, Northern Ireland BT28 2EX, United Kingdom

Tel: +44 (0)28 9266 2200 • Fax: +44 (0)28 9260 3600

E-mail: AASDSales@assaabloy.com • Website: www.assaabloy.co.uk/securitydoors

Certificate No: 852c to LPS 1175: Issue 7

PART 4: SECTION 5.1

SECURITY DOORSETS

Hinged Security Doorsets

Product Name	Type	Minimum Structural Opening Height (m)	Maximum Structural Opening Height (m)	Minimum Structural Opening Width (m)	Maximum Structural Opening Width (m)	Security Rating	LPCB Ref. No.		
Powershield Clandeboye	Single leaf outward opening hinged security doorset	0.8	2.8	0.35	1.4	2	852c/03		
	Single leaf inward opening hinged security doorset	0.8	2.8	0.35	1.4	2			
	Single leaf outward opening hinged security doorset with over panels ¹	1.05	4.8	0.35	1.25	2			
	Single leaf inward opening hinged security doorset with over panels ¹	1.05	4.8	0.35	1.25	2			
	Double leaf outward opening hinged security doorset ²	0.8	2.8	0.6	2.8	2 ⁴			
	Double leaf inward opening hinged security doorset ²	0.8	2.8	0.6	2.8	2 ⁴			
	Double leaf outward opening hinged security doorset ² with over panels ¹	1.05	4.8	0.6	2.8	2 ⁴			
	Double leaf inward opening hinged security doorset ² with over panels ¹	1.05	4.8	0.6	2.8	2 ⁴			
	ASSA ABLOY Glen	Single leaf outward opening hinged security doorset	1.2	3.05	0.6	1.4		3	852c/04
		Double leaf outward opening hinged security doorset ²	1.2	3.05	1.0	2.54		3 ⁴	
	ASSA ABLOY Torr	Single leaf outward opening hinged security doorset	1.2	2.85	0.6	1.4		3	852c/09
		Double leaf outward opening hinged security doorset ²	1.2	2.85	1.0	2.54		3 ⁴	
ASSA ABLOY Trenchard	Single leaf outward opening hinged security doorset	1.2	2.8	0.6	1.4	3	852c/08		
	Single leaf inward opening hinged security doorset	1.2	2.8	0.6	1.4	3			
	Double leaf outward opening hinged security doorset ²	1.2	2.8	1.0	2.54	3 ⁴			
	Double leaf inward opening hinged security doorset ²	1.2	2.8	1.0	2.54	3 ⁴			

PART 4: SECTION 5.1**SECURITY DOORSETS**

Product Name	Type	Minimum Structural Opening Height (m)	Maximum Structural Opening Height (m)	Minimum Structural Opening Width (m)	Maximum Structural Opening Width (m)	Security Rating	LPCB Ref. No.
Powershield Glen	Single leaf outward opening hinged security doorset	1.2	2.71	0.65	1.35	3	852c/05
	Double leaf outward opening hinged security doorset	1.2	2.71	1.0	2.7	3 ⁴	
ASSA ABLOY Strangford	Single leaf outward opening hinged security doorset ²	1.2	3.05	0.6	1.4	4	852c/06
	Single leaf inward opening hinged security doorset	1.2	3.05	0.6	1.4	4	
	Double leaf outward opening hinged security doorset ²	1.2	3.05	1.0	2.54	4 ⁴	
	Double leaf inward opening hinged security doorset ²	1.2	3.05	1.0	2.54	4 ⁴	
ASSA ABLOY Titan	Single leaf outward opening hinged security doorset	1.2	2.85	0.6	1.4	4	852c/10
	Double leaf outward opening hinged security doorset ²	1.2	2.85	1.0	2.54	4 ⁴	
ASSA ABLOY Ultimium	Single leaf outward opening hinged security doorset	1.2	2.8	0.6	1.4	4	852c/07
	Single leaf inward opening hinged security doorset	1.2	2.8	0.6	1.4	4	
	Double leaf outward opening hinged security doorset ²	1.2	2.8	1.0	2.54	4 ⁴	
	Double leaf inward opening hinged security doorset ²	1.2	2.8	1.0	2.54	4 ⁴	
	Single leaf outward opening hinged security doorset	1.2	2.8	0.6	1.4	4	
Powershield Strangford	Single leaf outward opening hinged security doorset	2.0	2.54	0.6	1.4	4	852c/01
	Double leaf outward opening hinged security doorset ³	2.0	2.54	1.1	2.54	4 ⁴	
Safeguard Ultimium	Single leaf outward opening hinged security doorset	1.5	2.54	0.6	1.4	4	852c/02
	Single leaf inward opening hinged security doorset	1.5	2.54	0.6	1.4	4	
	Double leaf outward opening hinged security doorset ³	1.5	2.54	1.1	2.54	4 ⁴	

PART 4: SECTION 5.1

SECURITY DOORSETS

Product Name	Type	Minimum Structural Opening Height (m)	Maximum Structural Opening Height (m)	Minimum Structural Opening Width (m)	Maximum Structural Opening Width (m)	Security Rating	LPCB Ref. No.
	Double leaf inward opening hinged security doorset ³	1.5	2.54	1.1	2.54	4 ⁴	

A copy of the certificate, confirming the full scope of approval including notes relating to the superscript references in the above table, may be viewed online by clicking on the product name in the associated entry on www.RedBookLive.com

Bastion Security Products Limited

5a New York Way, New York Industrial Park, Shiremoor, Newcastle-upon-Tyne NE27 0QF, United Kingdom

Tel: +44 (0)191 257 3100 • Fax: +44 (0)191 497 2997

E-mail: moreinfo@bastionprotects.com • Website: www.bastionprotects.com

Certificate No: 1046b to LPS 1175: Issue 7

Hinged Security Doorsets

Product Name	Type	Minimum Structural Opening Height (m)	Maximum Structural Opening Height (m)	Minimum Structural Opening Width (m)	Maximum Structural Opening Width (m)	Security Rating	LPCB Ref. No.
Bastion Door4	Single leaf outward opening doorset	1.138	2.110	0.624	1.135	4	1046b/01

A copy of the certificate, confirming the full scope of approval, may be viewed online by clicking on the product name in the associated entry on www.RedBookLive.com

BenweldSecure Limited

Unit 14A, Hartlebury Trading Estate, Hartlebury, Worcestershire DY10 4JB, United Kingdom

Tel: +44 (0)1299 251750 • Fax: +44 (0)1299 253576

E-mail: sales@benweld.co.uk • Website: www.benweld.co.uk

Certificate No: 1165c to LPS 1175: Issue 7

Hinged Security Doorsets

Product Name	Type	Minimum Structural Opening Height (m)	Maximum Structural Opening Height (m)	Minimum Structural Opening Width (m)	Maximum Structural Opening Width (m)	Security Rating	LPCB Ref. No.
Upton 3	Single leaf outward opening doorset	1.535	2.51	0.6	1.26	3	1165c/01
	Double leaf outward opening doorset ¹	1.535	2.51	1.325	2.01	3	
Upton 4	Single leaf outward opening doorset	1.535	2.51	0.6	1.26	4	1165c/02
	Double leaf outward opening doorset ¹	1.535	2.51	1.325	2.01	4	

A copy of the certificate, confirming the full scope of approval including notes relating to the superscript references in the above table, may be viewed online by clicking on the product name in the associated entry on www.RedBookLive.com

Bolton Gate Co. Limited

Waterloo Street, Bolton, Lancashire BL1 2SP, United Kingdom

Tel: +44 (0)1204 871000 • Fax: +44 (0)1204 871049

E-mail: sales@boltongate.co.uk • Website: www.boltongate.co.uk

Certificate No: 026-2b to LPS 1175: Issue 5

Folding Security Doorsets

Product Name	Type ¹	Minimum Structural Opening Height (m)	Maximum Structural Opening Height (m)	Minimum Structural Opening Width (m)	Maximum Structural Opening Width (m)	Security Rating	LPCB Ref. No.
Superfold 4000	Sliding folding panel security doorset comprised of 4 door panels	3.0	6.0	1.7	4.65	4	026-2b/01
	Sliding folding panel security doorset comprised of 6 door panels	3.0	6.0	2.6	7.0	4	
	Sliding folding panel security doorset comprised of 8 door panels	3.0	6.0	3.55	8.0	4	
Superfold 5000	Sliding folding panel security doorset comprised of 4 door panels	3.0	6.0	1.7	4.65	5	026-2b/02
	Sliding folding panel security doorset comprised of 6 door panels	3.0	6.0	2.6	7.0	5	
	Sliding folding panel security doorset comprised of 8 door panels	3.0	6.0	3.55	8.0	5	
	Sliding folding panel security doorset comprised of 8 door panels	3.0	6.0	3.55	8.0	5	

A copy of the certificate, confirming the full scope of approval including notes relating to the superscript references in the above table, may be viewed online by clicking on the product name in the associated entry on www.RedBookLive.com

Booth Industries Limited

P.O. Box 50, Nelson Street, Bolton, Lancashire BL3 2AP, United Kingdom

Tel: +44 (0)1204 366333 • Fax: +44 (0)1204 380888

E-mail: caroline.evans@redhallgroup.co.uk • Website: www.booth-industries.co.uk

Certificate No: 816a to LPS 1175: Issue 7

Hinged Security Doorsets

Product Name	Type	Minimum Structural Opening Height (m)	Maximum Structural Opening Height (m)	Minimum Structural Opening Width (m)	Maximum Structural Opening Width (m)	Security Rating	LPCB Ref. No.
Dunscar	Single leaf inward opening hinged security doorset	2.0	3.01	0.8	1.35	2	816a/02
	Single leaf outward opening hinged security doorset	2.0	3.01	0.8	1.35	2 ¹	
	Double leaf outward opening hinged security doorset ²	2.0	3.01	1.6	2.80	2 ¹	

PART 4: SECTION 5.1

SECURITY DOORSETS

Product Name	Type	Minimum Structural Opening Height (m)	Maximum Structural Opening Height (m)	Minimum Structural Opening Width (m)	Maximum Structural Opening Width (m)	Security Rating	LPCB Ref. No.
Belmont	Single leaf outward opening hinged security doorset	2.0	3.01 ³	0.8	1.31	3	816a/01
	Single leaf outward opening hinged security doorset with overpanel ⁴	2.3	4.0 ³	0.8	1.31	3	
	Single leaf inward opening hinged security doorset	2.0	3.01	0.8	1.31	3	
	Double leaf outward opening hinged security doorset ⁵	2.0	3.01 ³	1.6	2.6	3 ⁶	
	Double leaf outward opening hinged security doorset with overpanel ^{4,5}	2.3	4.2 ³	1.6	2.6	3 ⁶	

A copy of the certificate, confirming the full scope of approval including notes relating to the superscript references in the above table, may be viewed online by clicking on the product name in the associated entry on www.RedBookLive.com

Bradbury Security

Unit 6, Atkinson Way, Foxhills Industrial Estate, Scunthorpe DN15 8QJ, United Kingdom

Tel: +44 (0)1724 271999 • Fax: +44 (0)1724 271888

E-mail: sales@bradburyuk.com • Website: www.bradburyuk.com

Certificate No: 312n to PAS 24:2016

Hinged Security Doorsets

Product Name	Type ¹	Minimum Structural Opening Height (m)	Maximum Structural Opening Height (m)	Minimum Structural Opening Width (m)	Maximum Structural Opening Width (m)	Compatible Locking Systems	LPCB Ref. No.
Classic 2	Single leaf inward opening doorset	1.505	2.205	0.71	1.21	1 to 3	312n/01
	Single leaf inward opening doorset with side panel (to one or both sides of the door) ²	1.505	2.205	1.01	4.21	1 to 3	
	Single leaf inward opening doorset with over panel ²	1.805	4.405	0.71	1.21	1 to 3	
	Single leaf inward opening doorset with side panel (to one or both sides of the door) and over panel ²	1.805	4.405	1.01	3.0	1 to 3	
	Single leaf outward opening doorset	1.505	2.205	0.71	1.21	1 to 3	
	Single leaf outward opening doorset with side panel (to one or both sides of the door) ²	1.505	2.205	1.01	4.21	1 to 3	
	Single leaf outward opening doorset with over panel ²	1.805	4.405	0.71	1.21	1 to 3	

PART 4: SECTION 5.1

SECURITY DOORSETS

Product Name	Type ¹	Minimum Structural Opening Height (m)	Maximum Structural Opening Height (m)	Minimum Structural Opening Width (m)	Maximum Structural Opening Width (m)	Compatible Locking Systems	LPCB Ref. No.
	Single leaf outward opening doorset with side panel (to one or both sides of the door) and over panel ²	1.805	4.405	1.01	3.0	1 to 3	

A copy of the certificate, confirming the full scope of approval including notes relating to the superscript references in the above table, may be viewed online by clicking on the product name in the associated entry on www.RedBookLive.com

Certificate No: 312e to LPS 1175: Issue 7

Hinged Security Doorsets

Product Name	Type	Minimum Structural Opening Height (m)	Maximum Structural Opening Height (m)	Minimum Structural Opening Width (m)	Maximum Structural Opening Width (m)	Security Rating	LPCB Ref. No.
'M2M2FL'	Single leaf outward opening plain leaf doorset	1.4	2.45	0.8	1.4	2	312e/04
	Double leaf outward opening plain leafed doorset ⁸	1.4	2.45	1.3	2.7	2	
'M2M3'	Single leaf outward opening plain leafed doorset	1.0 ¹	2.93 ²	0.6 ³	1.43 ⁴	3 ^{5,7}	312e/01
	Single leaf outward opening louvred doorset	1.745	2.43	0.74	1.18	3 ⁶	
	Single leaf outward opening hinged security doorset with removable over panel	1.2 ¹	4.13 ²	0.6 ³	1.43 ⁴	3 ⁷	
	Single leaf inward opening hinged doorset	1.0	2.93	0.6	1.43	3 ⁷	
	Single leaf inward opening hinged doorset with removable over panel	1.2	4.13	0.6	1.43	3 ⁷	
	Double leaf outward opening plain leafed doorset ⁸	1.0 ¹	2.93 ²	0.9 ⁹	2.6 ¹⁰	3 ^{5,7}	
	Double leaf outward opening louvred doorset ⁸	1.745	2.43	1.15	2.2	3 ⁶	
	Double leaf outward opening hinged security doorset with removable over panel	1.2 ¹	4.13 ²	0.9 ⁹	2.6 ¹⁰	3 ⁷	
	Double leaf inward opening hinged doorset	1.0	2.93	0.9	2.6	3 ⁷	
	Double leaf inward opening hinged security doorset with removable over panel	1.2	4.13	0.9	2.6	3 ⁷	
'M2M3FL'	Single leaf outward opening plain leafed doorset	1.4	2.45	0.8	1.4	3	312e/05
	Double leaf outward opening plain leafed doorset ⁸	1.4	2.45	1.3	2.7	3	

PART 4: SECTION 5.1

SECURITY DOORSETS

Product Name	Type	Minimum Structural Opening Height (m)	Maximum Structural Opening Height (m)	Minimum Structural Opening Width (m)	Maximum Structural Opening Width (m)	Security Rating	LPCB Ref. No.
'M2M4'	Single leaf outward opening hinged doorset	1.0	2.93	0.6	1.43	4 ¹¹	312e/03
	Single leaf outward opening hinged doorset with side and/or over panels	1.0	4.43	0.6	2.93	4 ¹¹	
	Single leaf inward opening hinged doorset	1.0	2.93	0.6	1.43	4 ¹¹	
	Single leaf inward opening hinged doorset with side and/or over panels	1.0	4.43	0.6	2.93	4 ¹¹	
	Double leaf outward opening hinged doorset ⁸	1.0	2.93	0.9	2.6	4 ¹¹	
	Double leaf outward opening hinged doorset with side and/or over panels	1.0	4.43	0.9	4.1	4 ¹¹	
	'M2M4FL'	Single leaf outward opening plain leafed doorset	1.4	2.45	0.8	1.4	
	Double leaf outward opening plain leafed doorset ⁸	1.4	2.45	1.3	2.7	4	

A copy of the certificate, confirming the full scope of approval including notes relating to the superscript references in the above table, may be viewed online by clicking on the product name in the associated entry on www.RedBookLive.com

Certificate No: 312f to LPS 1175: Issue 7

Hinged Security Doorsets

Product Name	Type	Minimum Structural Opening Height (m)	Maximum Structural Opening Height (m)	Minimum Structural Opening Width (m)	Maximum Structural Opening Width (m)	Security Rating	LPCB Ref. No.
'M2M2'	Single leaf outward opening doorset	1.0	2.43	0.74	1.18	2	312f/01
	Single leaf outward opening doorset with side and/or over panels	1.0	3.93	0.74	4.18	2	
	Double leaf outward opening doorset ¹	1.0	2.43	1.15	2.20	2 ²	
	Double leaf outward opening doorset with side and/or over panels ¹	1.0	3.93	1.15	5.20	2 ²	

A copy of the certificate, confirming the full scope of approval including notes relating to the superscript references in the above table, may be viewed online by clicking on the product name in the associated entry on www.RedBookLive.com

Certificate No: 312d to LPS 1175: Issue 6

Hinged Security Doorsets

Product Name	Type	Minimum Clear Opening Height (m)	Maximum Clear Opening Height (m)	Minimum Clear Opening Width (m)	Maximum Clear Opening Width (m)	Security Rating	LPCB Ref. No.
'M2M''	Single leaf outward opening hinged security doorset	1745	2475	740	1210	1	312d/01
	Single leaf outward opening hinged security doorset	1745	2410	740	990	1	

A copy of the certificate, confirming the full scope of approval, may be viewed online by clicking on the product name in the associated entry on www.RedBookLive.com

Certificate No: 312m to LPS 2081: Issue 1

Hinged Glazed Security Doorsets

Product Name	Type	Minimum Structural Opening Height (m)	Maximum Structural Opening Height (m)	Minimum Structural Opening Width (m)	Maximum Structural Opening Width (m)	Security Rating	LPCB Ref. No.
Classic ^{AL}	Single leaf inward or outward opening fully glazed hinged security doorset	0.9	2.2	0.9	1.2	B	312m/01
	Single leaf inward or outward opening fully glazed hinged security doorset ¹ with a single side panel and or over panel ²	1.2	3.4	1.2	2.4	B	
	Single leaf inward or outward opening fully glazed hinged security doorset ¹ with two side panels ³ with or without an over panel	1.2	3.4	1.5	3.6	B	

A copy of the certificate, confirming the full scope of approval including notes relating to the superscript references in the above table, may be viewed online by clicking on the product name in the associated entry on www.RedBookLive.com

Burton Safes Limited

Units 20-28, Brockholes Business Park, Rock Mill Road, Brockholes, Holmfirth HD9 7BN, United Kingdom

Tel: +44 (0)1484 663388 • Fax: +44 (0)1484 666338

E-mail: enquiries@burtonsafes.co.uk • Website: www.burtonsafes.co.uk

Certificate No: 1000a to LPS 1175: Issue 7

Hinged Security Doorsets

Product Name	Type	Minimum Structural Opening Height (m)	Maximum Structural Opening Height (m)	Minimum Structural Opening Width (m)	Maximum Structural Opening Width (m)	Security Rating	LPCB Ref. No.
Kronos SR2	Single leaf outward opening doorset	1.0	2.43	0.74	1.18	2 ¹	1000a/01
	Single leaf outward opening doorset with side and/or over panels ²	1.0	3.93	0.74	4.18	2 ¹	
	Double leaf outward opening doorset ³	1.0	2.43	1.15	2.20	2 ¹	

PART 4: SECTION 5.1

SECURITY DOORSETS

Product Name	Type	Minimum Structural Opening Height (m)	Maximum Structural Opening Height (m)	Minimum Structural Opening Width (m)	Maximum Structural Opening Width (m)	Security Rating	LPCB Ref. No.
	Double leaf outward opening doorset with side and/or over panels ^{2,3}	1.0	3.93	1.15	5.20	2 ¹	
Kronos SR3	Single leaf outward opening doorset	1.0 ⁴	2.93 ⁵	0.6 ⁶	1.43 ⁷	3 ⁸	1000a/02
	Single leaf outward opening doorset with removable over panel ²	1.2 ⁴	4.13 ⁵	0.6 ⁶	1.43 ⁷	3 ⁸	
	Single leaf inward opening doorset	1.0	2.93	0.6	1.43	3 ⁸	
	Single leaf inward opening doorset with removable over panel ²	1.2	4.13	0.6	1.43	3 ⁸	
	Double leaf outward opening doorset ⁹	1.0 ⁴	2.93 ⁵	0.9 ¹⁰	2.6 ¹¹	3 ⁸	
	Double leaf outward opening doorset with removable over panel ²	1.2 ⁴	4.13 ⁵	0.9 ¹⁰	2.6 ¹¹	3 ⁸	
	Double leaf inward opening doorset	1.0	2.93	0.9	2.6	3 ⁸	
	Double leaf inward opening doorset with removable over panel ²	1.2	4.13	0.9	2.6	3 ⁸	
Kronos SR4	Single leaf outward opening doorset	1.0	2.93	0.6	1.43	4 ⁸	1000a/03
	Single leaf outward opening doorset with side and/or over panels ²	1.0	4.43	0.6	2.93	4 ⁸	
	Single leaf inward opening doorset	1.0	2.93	0.6	1.43	4 ⁸	
	Single leaf inward opening doorset with side and/or over panels ²	1.0	4.43	0.6	2.93	4 ⁸	
	Double leaf outward opening doorset	1.0	2.93	0.9	2.6	4 ⁸	
	Double leaf outward opening doorset with side and/or over panels ²	1.0	4.43	0.9	4.1	4 ⁸	

A copy of the certificate, confirming the full scope of approval including notes relating to the superscript references in the above table, may be viewed online by clicking on the product name in the associated entry on www.RedBookLive.com

Crittall Fendor Limited

Spire House, Spire Road, Washington, Tyne & Wear NE37 3ES, United Kingdom

Tel: +44 (0)191 417 0170

E-mail: info@crittall-fendor.co.uk • Website: www.crittall-fendor.co.uk

Certificate No: 1440b to LPS 1175: Issue 5.1

Hinged Security Doorsets

Product Name	Type	Minimum Structural Opening Height (m)	Maximum Structural Opening Height (m)	Minimum Structural Opening Width (m)	Maximum Structural Opening Width (m)	Security Rating	LPCB Ref. No.
SecureLine SR2	Single leaf outward opening hinged security doorset	2.0	2.6	0.85	1.4	2	1440b/01
	Single leaf inward opening hinged security doorset	2.0	2.6	0.85	1.4	2	
	Double leaf outward opening hinged security doorset	2.0	2.6	1.5	2.8	2	
	Double leaf inward opening hinged security doorset	2.0	2.24	1.5	2.8	2	

A copy of the certificate, confirming the full scope of approval, may be viewed online by clicking on the product name in the associated entry on www.RedBookLive.com

Design & Supply Limited

13 Pant Industrial Estate, Merthyr Tydfil, Mid Glamorgan CF48 2SR, United Kingdom

Tel: +44 (0)1685 350114 • Fax: +44 (0)1685 723276

E-mail: dsl@designandsupply.co.uk

Certificate No: 694b to LPS 1175: Issue 7

Hinged Security Doorsets

Product Name	Type	Minimum Structural Opening Height (m)	Maximum Structural Opening Height (m)	Minimum Structural Opening Width (m)	Maximum Structural Opening Width (m)	Security Rating	LPCB Ref. No.	
Desray 1	Single leaf outward opening hinged security doorset	1.8	2.44	0.6	1.44	1	694b/03	
	Double leaf outward opening hinged security doorset ¹	1.8	2.44	1.1	2.8	1	694b/04	
	Single leaf outward opening hinged security doorset incorporating over panels ²	2.29	3.44	0.6	1.44	1	694b/05	
	Double leaf outward opening hinged security doorset incorporating over panels ^{1,2}	2.29	3.44	1.1	2.8	1	694b/06	
	Desray 2	Single leaf outward opening hinged security doorset	1.8	2.44	0.6	1.44	2	694b/01
		Double leaf outward opening hinged security doorset ¹	1.8	2.44	1.1	2.8	2	694b/02
Single leaf outward opening hinged security doorset incorporating overpanels ²		2.29	3.44	0.75	1.3	2	694b/07	

PART 4: SECTION 5.1

SECURITY DOORSETS

Product Name	Type	Minimum Structural Opening Height (m)	Maximum Structural Opening Height (m)	Minimum Structural Opening Width (m)	Maximum Structural Opening Width (m)	Security Rating	LPCB Ref. No.
	Double leaf outward opening hinged security doorset incorporating overpanels ^{1,2}	2.29	3.44	1.5	2.2	2	694b/08
DS3	Single leaf outward opening hinged security doorset	1.5	3.06	0.75	1.4	3 ³	694b/09
	Double leaf outward opening hinged security doorset ¹	1.5	3.06	1.5	2.51	3 ³	

A copy of the certificate, confirming the full scope of approval including notes relating to the superscript references in the above table, may be viewed online by clicking on the product name in the associated entry on www.RedBookLive.com

Certificate No: 694c to LPS 2081: Issue 1

Hinged Glazed Security Doorsets

Product Name	Type	Minimum Structural Opening Height (m)	Maximum Structural Opening Height (m)	Minimum Structural Opening Width (m)	Maximum Structural Opening Width (m)	Security Rating	LPCB Ref. No.
Slimline Janisol	Single leaf inward or outward opening fully glazed thermally broken hinged security doorset	0.75	2.5	0.7	1.49	B	694c/01
	Single leaf inward or outward opening fully glazed thermally broken hinged security doorset ¹ with a single side panel ² and/or over panel	1.05	3.9	1.05	2.87	B	
	Single leaf inward or outward opening fully glazed thermally broken hinged security doorset ¹ with two side panels ³ with or without an over panel	1.05	3.9	1.05	4.29	B	
Slimline Economy 60	Single leaf inward or outward opening fully glazed hinged security doorset	0.75	2.5	0.7	1.49	B	694c/02
	Single leaf inward or outward opening fully glazed hinged security doorset ¹ with a single side panel ² and/or over panel	1.05	3.9	1.05	2.87	B	
	Single leaf inward or outward opening fully glazed thermally broken hinged security doorset ¹ with two side panels ³ with or without an over panel	1.05	3.9	1.05	4.29	B	

A copy of the certificate, confirming the full scope of approval including notes relating to the superscript references in the above table, may be viewed online by clicking on the product name in the associated entry on www.RedBookLive.com

DoorTechnik

Moor Lane, Thorpe-on-the-Hill, Lincoln LN6 9BW, United Kingdom

Tel: +44 (0)1522 693522 • Fax: +44 (0)1522 508494

E-mail: info@doortechnik.co.uk • Website: www.doortechnik.co.uk

Certificate No: 1084a to LPS 1175: Issue 7

Hinged Security Doorsets

Product Name	Type	Minimum Structural Opening Height (m)	Maximum Structural Opening Height (m)	Minimum Structural Opening Width (m)	Maximum Structural Opening Width (m)	Security Rating	LPCB Ref. No.
X15-2	Single leaf, outward opening hinged security doorset	1.354	2.540	0.522	1.237	2 ¹	1084a/02
X15-3	Single leaf, outward opening hinged security doorset	1.354	2.540	0.522	1.237	3 ¹	1084a/01
	Double leaf ² , outward opening hinged security doorset	1.354	2.540	0.974	2.398	3 ¹	

A copy of the certificate, confirming the full scope of approval including notes relating to the superscript references in the above table, may be viewed online by clicking on the product name in the associated entry on www.RedBookLive.com

F R Shadbolt & Sons Limited

Springwood Drive, Braintree, Essex CM7 2YN, United Kingdom

Tel: +44 (0)1376 333376 • Fax: +44 (0)1376 333377

E-mail: sales@shadbolt.co.uk • Website: www.shadbolt.co.uk

Certificate No: 1470a to LPS 1175: Issue 7

Hinged Security Doorset

Product Name	Type	Minimum Structural Opening Height (m)	Maximum Structural Opening Height (m)	Minimum Structural Opening Width (m)	Maximum Structural Opening Width (m)	Security Rating ¹	LPCB Ref. No.
ShadSecure	Single leaf inward opening timber doorset	1.991	2.515	0.702	1.080	2	1470a/01

A copy of the certificate, confirming the full scope of approval including notes relating to the superscript references in the above table, may be viewed online by clicking on the product name in the associated entry on www.RedBookLive.com

Fortress Protec Limited

6 Trench Road, HydePark Industrial Estate, Mallusk, Newtownabbey, Northern Ireland BT36 4TY, United Kingdom

Tel: +44 (0)28 9034 2655 • Fax: +44 (0)28 9034 2651

E-mail: info@fortress-sefa.com • Website: www.fortressdoors.com

Certificate No: 1236a to LPS 1175: Issue 7

PART 4: SECTION 5.1

SECURITY DOORSETS

Hinged Security Doorsets

Product Name	Type	Minimum Structural Opening Height (m)	Maximum Structural Opening Height (m)	Minimum Structural Opening Width (m)	Maximum Structural Opening Width (m)	Security Rating	LPCB Ref. No.
BBS 1	Single leaf outward opening hinged security doorset	0.6	2.5	0.6	1.245	1	1236a/04
	Double leaf outward opening hinged security doorset	0.6	2.54	1.45	2.495	1 ¹	
BBS 2	Single leaf outward opening hinged security doorset	0.6	2.5	0.6	1.245	2	1236a/05
	Double leaf outward opening hinged security doorset	0.6	2.54	1.45	2.495	2 ¹	
BBS 3	Single leaf outward opening hinged security doorset	1.75	3.445	0.8	1.45	3	1236a/01
	Double leaf outward opening hinged security doorset	1.75	3.445	1.45	3.08	3 ¹	
BBS 4	Single leaf outward opening hinged security doorset	1.75	2.6	0.8	1.45	4	1236a/02
	Double leaf outward opening hinged security doorset	1.75	2.6	1.45	2.6	4 ¹	
BBS 5	Single leaf outward opening hinged security doorset	1.75	2.6	0.8	1.45	5	1236a/03
	Double leaf outward opening hinged security doorset	1.75	2.6	1.45	2.6	5 ¹	

A copy of the certificate, confirming the full scope of approval including notes relating to the superscript references in the above table, may be viewed online by clicking on the product name in the associated entry on www.RedBookLive.com

Gilgen Door Systems UK Limited

Securiparc House, Alfreton Trading Estate, Wimsey Way, Alfreton, Derbyshire DE55 4LS, United Kingdom

Tel: +44 (0)8700 005255 • Fax: +44 (0)8700 005256

E-mail: sales@gilgends.com • Website: www.gilgendoorsystems.co.uk

Certificate No: 1123d to PAS 24:2016

Automatic Sliding Security Doorsets

Product Name	Type	Minimum Structural Opening Height (m)	Maximum Structural Opening Height (m)	Minimum Structural Opening Width (m)	Maximum Structural Opening Width (m)	LPCB Ref. No.
PSXP SL35-S	Single sliding leaf doorset	2.0	2.64	0.7	1.65	1123d/01
	Single sliding leaf doorset with side panel (to one side of the door) ¹	2.0	2.64	1.07	3.75	
	Single sliding leaf doorset with overhead panel ¹	2.3	3.2	0.7	1.65	

PART 4: SECTION 5.1

SECURITY DOORSETS

Product Name	Type	Minimum Structural Opening Height (m)	Maximum Structural Opening Height (m)	Minimum Structural Opening Width (m)	Maximum Structural Opening Width (m)	LPCB Ref. No.
	Single sliding leaf doorset with side panel (to one side of the door) and overhead panel ¹	2.3	3.2	1.07	3.75	
	Double sliding leaf doorset	2.0	2.64	0.8	3.3	
	Double sliding leaf doorset with side panels (to both sides of the door) ¹	2.0	2.64	1.54	7.5	
	Double sliding leaf doorset with overhead panel ¹	2.3	3.2	0.8	3.3	
	Double sliding leaf doorset with side panels (to both sides of the door) and overhead panel ¹	2.3	3.2	1.54	7.5	

A copy of the certificate, confirming the full scope of approval including notes relating to the superscript references in the above table, may be viewed online by clicking on the product name in the associated entry on www.RedBookLive.com

Certificate No: 1123e to LPS 1175: Issue 7

Automatic Sliding Security Doorsets

Product Name	Type	Minimum Structural Opening Height (m)	Maximum Structural Opening Height (m)	Minimum Structural Opening Width (m)	Maximum Structural Opening Width (m)	Security Rating	LPCB Ref. No.
SL35-S PSXP ESR-1	Single sliding leaf doorset	2.0	2.64	0.7	1.65	1	1123e/01
	Single sliding leaf doorset with side panel (to one side of the door) ¹	2.0	2.64	1.07	3.75	1	
	Single sliding leaf doorset with overhead panel ¹	2.3	3.2	0.7	1.65	1	
	Single sliding leaf doorset with side panel (to one side of the door) and overhead panel ¹	2.3	3.2	1.07	3.75	1	
	Double sliding leaf doorset	2.0	2.64	0.8	3.3	1	
	Double sliding leaf doorset with side panels (to both sides of the door) ¹	2.0	2.64	1.54	7.5	1	
	Double sliding leaf doorset with overhead panel ¹	2.3	3.2	0.8	3.3	1	
	Double sliding leaf doorset with side panels (to both sides of the door) and overhead panel ¹	2.3	3.2	1.54	7.5	1	
SL35-S PSXP ESR-2	Single sliding leaf doorset	2.0	2.64	0.7	1.65	2	1123e/02
	Single sliding leaf doorset with side panel (to one side of the door) ¹	2.0	2.64	1.07	3.75	2	
	Single sliding leaf doorset with overhead panel ¹	2.3	3.2	0.7	1.65	2	

PART 4: SECTION 5.1

SECURITY DOORSETS

Product Name	Type	Minimum Structural Opening Height (m)	Maximum Structural Opening Height (m)	Minimum Structural Opening Width (m)	Maximum Structural Opening Width (m)	Security Rating	LPCB Ref. No.
	Single sliding leaf doorset with side panel (to one side of the door) and overhead panel ¹	2.3	3.2	1.07	3.75	2	
	Double sliding leaf doorset	2.0	2.64	0.8	3.3	2	
	Double sliding leaf doorset with side panels (to both sides of the door) ¹	2.0	2.64	1.54	7.5	2	
	Double sliding leaf doorset with overhead panel ¹	2.3	3.2	0.8	3.3	2	
	Double sliding leaf doorset with side panels (to both sides of the door) and overhead panel ¹	2.3	3.2	1.54	7.5	2	

A copy of the certificate, confirming the full scope of approval including notes relating to the superscript references in the above table, may be viewed online by clicking on the product name in the associated entry on www.RedBookLive.com

Certificate No: 1123f to LPS 2081: Issue 1

Automatic Sliding Security Doorsets

Product Name	Type	Minimum Structural Opening Height (m)	Maximum Structural Opening Height (m)	Minimum Structural Opening Width (m)	Maximum Structural Opening Width (m)	Security Rating	LPCB Ref. No.
SL35-S PSXP ESR-B	Single sliding leaf doorset	2.0	2.64	0.7	1.65	B	1123f/01
	Single sliding leaf doorset with side panel (to one side of the door) ¹	2.0	2.64	1.07	3.75	B	
	Single sliding leaf doorset with overhead panel ¹	2.3	3.2	0.7	1.65	B	
	Single sliding leaf doorset with side panel (to one side of the door) and overhead panel ¹	2.3	3.2	1.07	3.75	B	
	Double sliding leaf doorset	2.0	2.64	0.8	3.3	B	
	Double sliding leaf doorset with side panels (to both sides of the door) ¹	2.0	2.64	1.54	7.5	B	
	Double sliding leaf doorset with overhead panel ¹	2.3	3.2	0.8	3.3	B	
	Double sliding leaf doorset with side panels (to both sides of the door) and overhead panel ¹	2.3	3.2	1.54	7.5	B	

A copy of the certificate, confirming the full scope of approval including notes relating to the superscript references in the above table, may be viewed online by clicking on the product name in the associated entry on www.RedBookLive.com

Hodgson Sayers Limited

Unit 15, Tanfield Lea (North) Industrial Estate, Tanfield Lea, Stanley, Co. Durham DH9 9NX, United Kingdom

Tel: +44 (0)1207 292020 • Fax: +44 (0)1207 292050

E-mail: enquiries@hodgson-sayers.co.uk • Website: www.hodgson-sayers.co.uk

Certificate No: 1135a to LPS 1175: Issue 7

Hinged Security Doorsets

Product Name	Type	Minimum Structural Opening Height (m)	Maximum Structural Opening Height (m)	Minimum Structural Opening Width (m)	Maximum Structural Opening Width (m)	Security Rating ¹	LPCB Ref. No.
Epsilon 1	Single leaf outward opening security doorset with side and overhead panels	2.18	3.0	1.146	1.9	1	1135a/05
	Double leaf outward opening security doorset with side and overhead panels	2.18	3.0	1.972	2.6	1	
Apeiron 2	Single leaf outward opening security doorset	2.0	2.5	0.8	1.5	2	1135a/02
	Double leaf outward opening security doorset	2.0	2.5	1.4	2.4	2	
Colossus	Single leaf outward opening security doorset	2.1	2.5	0.93	1.42	2	1135a/01
	Single leaf outward opening security doorset with overhead panels	2.4	4.4	0.93	1.42	2	
	Double leaf outward opening security doorset	2.1	2.5	1.42	2.69 ²	2	
	Double leaf outward opening security doorset with overhead panels	2.4	4.4	1.42	2.4	2	
Epsilon 2	Single leaf outward opening security doorset with side and overhead panels	2.18	3.0	1.146	1.9	2	1135a/06
	Double leaf outward opening security doorset with side and overhead panels	2.18	3.0	1.972	2.6	2	
Apeiron 3	Single leaf outward opening security doorset	2.0	2.5	0.8	1.5	3	1135a/03
	Double leaf outward opening security doorset	2.0	2.5	1.4	2.4	3	
Epsilon 3	Single leaf outward opening security doorset with side and overhead panels	2.18	3.0	1.146	1.9	3	1135a/07

PART 4: SECTION 5.1

SECURITY DOORSETS

Product Name	Type	Minimum Structural Opening Height (m)	Maximum Structural Opening Height (m)	Minimum Structural Opening Width (m)	Maximum Structural Opening Width (m)	Security Rating ¹	LPCB Ref. No.
	Double leaf outward opening security doorset with side and overhead panels	2.18	3.0	1.972	2.6	3	
Apeiron 4	Single leaf outward opening security doorset	2.0	2.5	0.8	1.5	4	1135a/04
	Double leaf outward opening security doorset	2.0	2.5	1.4	2.4	4	

A copy of the certificate, confirming the full scope of approval including notes relating to the superscript references in the above table, may be viewed online by clicking on the product name in the associated entry on www.RedBookLive.com

Kingsley Plastics Limited

Western Barn Industrial Park, Hatherleigh Road, Winkleigh, Devon EX19 8AP, United Kingdom

Tel: +44 (0)1837 83154 • Fax: +44 (0)1837 83529

E-mail: sales@kingsleyplastics.co.uk • Website: www.kingsleyplastics.co.uk

Certificate No: 1115a to LPS 1175: Issue 7

Hinged Security Doorsets

Product Name	Type	Minimum Structural Opening Height (m)	Maximum Structural Opening Height (m)	Minimum Structural Opening Width (m)	Maximum Structural Opening Width (m)	Security Rating	LPCB Ref. No.
Heavy Duty SR2	Single leaf outward opening hinged GRP doorset with a plain padlockable leaf	0.918	3.118	0.518	1.413	2	1115a/01
	Double leaf outward opening hinged GRP doorset with plain padlockable leaves of equal sizes ¹	0.918	3.118	0.922	2.712	2	
Heavy Duty SR3	Single leaf outward opening hinged GRP doorset with a plain padlockable leaf	0.918	3.118	0.518	1.413	3	1115a/02
	Double leaf outward opening hinged GRP doorset with plain padlockable leaves of equal sizes ¹	0.918	3.118	0.922	2.712	3	
	Single leaf outward opening hinged GRP doorset with a plain leaf	0.918	3.118	0.518	1.413	3	1115a/03
	Double leaf outward opening hinged GRP doorset with plain leaves of equal sizes	0.918	3.118	0.922	2.712	3 ²	

A copy of the certificate, confirming the full scope of approval including notes relating to the superscript references in the above table, may be viewed online by clicking on the product name in the associated entry on www.RedBookLive.com

Liddle Doors Limited

Wagonway Road Industrial Estate, Hebburn, Tyne and Wear NE31 1SP, United Kingdom

Tel: +44 (0)191 483 5449 • Fax: +44 (0)191 489 0698

E-mail: liddle@liddledoors.co.uk • Website: www.liddledoors.co.uk

Certificate No: 442g to LPS 1175: Issue 7

Hinged Security Doorsets

Product Name	Type	Minimum Structural Opening Height (m)	Maximum Structural Opening Height (m)	Minimum Structural Opening Width (m)	Maximum Structural Opening Width (m)	Security Rating	LPCB Ref. No.
LD2	Single leaf outward opening doorset	1.0	2.43	0.74	1.18	2 ¹	442g/02
	Single leaf outward opening doorset with side and/or over panels ²	1.0	3.93	0.74	4.18	2 ¹	
	Double leaf outward opening doorset ³	1.0	2.43	1.15	2.20	2 ¹	
	Double leaf outward opening doorset with side and/or over panels ^{2,3}	1.0	3.93	1.15	5.20	2 ¹	
LD3	Single leaf outward opening doorset	1.0 ⁴	2.93 ⁴	0.6 ⁵	1.43 ⁵	3 ⁶	442g/03
	Single leaf outward opening doorset with removable over panel ²	1.2 ⁴	4.13 ⁴	0.6 ⁵	1.43 ⁵	3 ⁶	
	Double leaf outward opening doorset ³	1.0 ⁴	2.93 ⁴	0.9 ⁵	2.6 ⁵	3 ⁶	
	Double leaf outward opening doorset with removable over panel ^{2,3}	1.2 ⁴	4.13 ⁴	0.9 ⁵	2.6 ⁵	3 ⁶	

A copy of the certificate, confirming the full scope of approval including notes relating to the superscript references in the above table, may be viewed online by clicking on the product name in the associated entry on www.RedBookLive.com

Lincoln Security Limited

Unit 6, Whisby Way, Lincoln LN6 3LQ, United Kingdom

Tel: +44 (0)1522 532038 • Fax: +44 (0)1522 536060

E-mail: info@lincolnsecurity.co.uk • Website: www.lincolnsecurity.co.uk

Certificate No: 1147a to LPS 1175: Issue 7

Hinged Security Doorsets

Product Name	Type	Minimum Structural Opening Height (m)	Maximum Structural Opening Height (m)	Minimum Structural Opening Width (m)	Maximum Structural Opening Width (m)	Security Rating	LPCB Ref. No.
Victor	Single leaf outward opening doorset	1.0	2.43	0.74	1.18	2 ¹	1147a/03
	Single leaf outward opening doorset with side and/or over panels ²	1.0	3.93	0.74	4.18	2 ¹	

PART 4: SECTION 5.1

SECURITY DOORSETS

Product Name	Type	Minimum Structural Opening Height (m)	Maximum Structural Opening Height (m)	Minimum Structural Opening Width (m)	Maximum Structural Opening Width (m)	Security Rating	LPCB Ref. No.
	Double leaf outward opening doorset ³	1.0	2.43	1.15	2.2	2 ¹	
	Double leaf outward opening doorset with side and/or over panels ^{2,3}	1.0	3.93	1.15	5.2	2 ¹	
Vigilant II	Single leaf outward opening doorset	1.0 ⁴	2.93 ⁵	0.6 ⁶	1.43 ⁷	3 ⁸	1147a/04
	Single leaf outward opening doorset with removable over panel ²	1.2 ⁴	4.13 ⁵	0.6 ⁶	1.43 ⁷	3 ⁸	
	Single leaf inward opening hinged doorset	1.0	2.93	0.6	1.43	3 ⁸	
	Single leaf inward opening hinged doorset with removable over panel ²	1.2	4.13	0.6	1.43	3 ⁸	
	Double leaf outward opening doorset ⁹	1.0 ⁴	2.93 ⁵	0.9 ¹⁰	2.6 ¹¹	3 ⁸	
	Double leaf outward opening doorset with removable over panel ²	1.2 ⁴	4.13 ⁵	0.9 ¹⁰	2.6 ¹¹	3 ⁸	
	Double leaf inward opening hinged doorset	1.0	2.93	0.9	2.6	3 ⁸	
	Double leaf inward opening hinged doorset security doorset with removable over panel ²	1.2	4.13	0.9	2.6	3 ⁸	
Vanquish II	Single leaf outward opening hinged doorset	1.0	2.93	0.6	1.43	4 ⁸	1147a/05
	Single leaf outward opening hinged doorset with side and/or over panels ²	1.0	4.43	0.6	2.93	4 ⁸	
	Single leaf inward opening hinged doorset	1.0	2.93	0.6	1.43	4 ⁸	
	Single leaf inward opening hinged doorset with side and/or over panels ²	1.0	4.43	0.6	2.93	4 ⁸	
	Double leaf outward opening hinged doorset	1.0	2.93	0.9	2.6	4 ⁸	
	Double leaf outward opening hinged doorset with side and/or over panels ²	1.0	4.43	0.9	4.1	4 ⁸	

A copy of the certificate, confirming the full scope of approval including notes relating to the superscript references in the above table, may be viewed online by clicking on the product name in the associated entry on www.RedBookLive.com

Metador, the trading name of partnership between Seamer UK Limited (company no. 08260888), RHE Trading Limited (company no 08272209), T&HM (company no 09712730)

Britannia House, John Boyle Road, Middlesbrough TS6 6TY, United Kingdom

Tel: +44 (0)1642 337119 • Fax: +44 (0)845 3710404

E-mail: security@metador.com • Website: www.metador.com

Certificate No: 1284a to LPS 1175: Issue 7

Hinged Security Doorsets

Product Name	Type	Minimum Structural Opening Height (m)	Maximum Structural Opening Height (m)	Minimum Structural Opening Width (m)	Maximum Structural Opening Width (m)	Security Rating	LPCB Ref. No.
Defender Xtreme 1	Single leaf outward opening hinged security doorset	1.8	2.44	0.6	1.44	1	1284a/01
	Double leaf outward opening hinged security doorset ¹	1.8	2.44	1.1	2.8	1	
	Single leaf outward opening hinged security doorset incorporating overpanels ²	2.29	3.44	0.6	1.44	1	
	Double leaf outward opening hinged security doorset incorporating overpanels ^{1,2}	2.29	3.44	1.1	2.8	1	
Defender Xtreme 2	Single leaf outward opening hinged security doorset	1.8	2.44	0.6	1.44	2	1284a/02
	Double leaf outward opening hinged security doorset ¹	1.8	2.44	1.1	2.8	2	
	Single leaf outward opening hinged security doorset incorporating overpanels ²	2.29	3.44	0.75	1.3	2	
	Double leaf outward opening hinged security doorset incorporating overpanels ^{1,2}	2.29	3.44	1.5	2.2	2	
Defender Xtreme 3	Single leaf outward opening hinged security doorset	1.5	3.06	0.75	1.4	3 ³	1284a/03
	Double leaf outward opening hinged security doorset ¹	1.5	3.06	1.5	2.51	3 ³	

A copy of the certificate, confirming the full scope of approval including notes relating to the superscript references in the above table, may be viewed online by clicking on the product name in the associated entry on www.RedBookLive.com

Premier Security Solutions Limited

Unit 2, 19-21 Roebuck Road, Hainault Business Park, Hainault, Essex IG6 3TU, United Kingdom

Tel: +44 (0)20 8559 8295 • Fax: +44 (0)20 8502 6888

E-mail: sales@premier-ssl.com • Website: www.premier-ssl.com

Certificate No: 1097a to LPS 1175: Issue 7

PART 4: SECTION 5.1

SECURITY DOORSETS

Hinged Security Doorsets

Product Name	Type ¹	Minimum Structural Opening Height (m)	Maximum Structural Opening Height (m)	Minimum Structural Opening Width (m)	Maximum Structural Opening Width (m)	Security Rating	LPCB Ref. No.		
Industrial 75	Single leaf outward opening doorset	0.5	3.0	0.5	1.7	2	1097a/02		
	Single leaf outward opening doorset with side and/or over panels ²	0.5	6.0	0.5	Unlimited	2			
	Single leaf inward opening doorset	0.5	3.0	0.5	1.7	2			
	Single leaf inward opening doorset with side and/or over panels ²	0.5	6.0	0.5	Unlimited	2			
	Double leaf outward opening doorset ³	0.5	2.35	0.7	3.3	2			
	Double leaf outward opening doorset ³ with side and/or over panels ²	0.5	6.0	0.7	Unlimited	2			
	Double leaf inward opening doorset ³	0.5	2.35	0.7	3.3	2			
	Double leaf inward opening doorset ³ with side and/or over panels ²	0.5	6.0	0.7	Unlimited	2			
	Jansen 75	Single leaf outward opening doorset	0.542	3.119	0.418	1.818		2	1097a/03
		Single leaf outward opening doorset with side and/or over panels ²	0.542	6.0	0.418	Unlimited		2	
		Single leaf inward opening doorset	0.542	3.119	0.418	1.818		2	
		Single leaf inward opening doorset with side and/or over panels ²	0.542	6.0	0.418	Unlimited		2	
		Double leaf outward opening doorset ³	0.582	2.35	0.754	3.404		2	
Double leaf outward opening doorset ³ with side and/or over panels ²		0.582	6.0	0.754	Unlimited	2			
Double leaf inward opening doorset ³		0.582	2.35	0.754	3.404	2			
Double leaf inward opening doorset ³ with side and/or over panels ²		0.582	6.0	0.754	Unlimited	2			
Jansen FR 75		Single leaf outward opening doorset	0.571	3.071	0.421	1.695	2	1097a/04	
		Single leaf inward opening doorset	0.571	3.071	0.421	1.695	2		
	Double leaf outward opening doorset ³	0.571	2.35	0.752	3.302	2			

PART 4: SECTION 5.1

SECURITY DOORSETS

Product Name	Type ¹	Minimum Structural Opening Height (m)	Maximum Structural Opening Height (m)	Minimum Structural Opening Width (m)	Maximum Structural Opening Width (m)	Security Rating	LCPC Ref. No.
Jansen TB 75	Double leaf inward opening doorset ³	0.571	2.35	0.752	3.302	2	1097a/06
	Single leaf outward opening doorset	0.569	3.069	0.427	1.702	2	
	Single leaf outward opening doorset with side and/or over panels ²	0.569	6.0	0.427	Unlimited	2	
	Single leaf inward opening doorset	0.569	3.069	0.429	1.704	2	
	Single leaf inward opening doorset with side and/or over panels ²	0.569	6.0	0.429	Unlimited	2	
	Double leaf outward opening doorset ³	0.569	2.421	0.752	3.302	2	
	Double leaf outward opening doorset ³ with side and/or over panels ²	0.569	6.0	0.752	Unlimited	2	
	Double leaf inward opening doorsets ³	0.569	2.421	0.752	3.302	2	
	Double leaf inward opening doorset ³ with side and/or over panels ²	0.569	6.0	0.752	Unlimited	2	
	SBD2	Single leaf outward opening doorset	1.2	2.067	0.52	1.22	
Single leaf outward opening doorset with side and/or over panels ²		1.2 ⁴	6.0	0.52	6.0	2	
Single leaf inward opening doorset		1.2	2.067	0.52	1.22	2	
Single leaf inward opening doorset with side and/or over panels ²		1.2 ⁴	6.0	0.52	6.0	2	
Single leaf outward opening doorset		0.579	3.139	0.526	1.926	2	1097a/05
SBD D-75	Single leaf outward opening doorset with side and/or over panels ²	0.579	6.0	0.526	Unlimited	2	
	Single leaf inward opening doorset	0.579	3.139	0.526	1.926	2	
	Single leaf inward opening doorset with side and/or over panels ²	0.579	6.0	0.526	Unlimited	2	
	Single leaf inward opening doorset with side and/or over panels ²	0.579	6.0	0.526	Unlimited	2	

A copy of the certificate, confirming the full scope of approval including notes relating to the superscript references in the above table, may be viewed online by clicking on the product name in the associated entry on www.RedBookLive.com

Certificate No: 1097c to LPS 2081: Issue 1

PART 4: SECTION 5.1

SECURITY DOORSETS

Hinged Security Doorsets

Product Name	Type ¹	Minimum Structural Opening Height (m)	Maximum Structural Opening Height (m)	Minimum Structural Opening Width (m)	Maximum Structural Opening Width (m)	Security Rating	LPCB Ref. No.		
Industrial 81	Single leaf outward opening doorset	0.5	3.0	0.5	1.7	B	1097c/01		
	Single leaf outward opening doorset with side and/or over panels ²	0.5	6.0	0.5	Unlimited	B			
	Single leaf inward opening doorset	0.5	3.0	0.5	1.7	B			
	Single leaf inward opening doorset with side and/or over panels ²	0.5	6.0	0.5	Unlimited	B			
	Double leaf outward opening doorset ³	0.5	2.35	0.7	3.3	B			
	Double leaf outward opening doorset ³ with side and/or over panels ²	0.5	6.0	0.7	Unlimited	B			
	Double leaf inward opening doorset ³	0.5	2.35	0.7	3.3	B			
	Double leaf inward opening doorset ³ with side and/or over panels ²	0.5	6.0	0.7	Unlimited	B			
	Jansen 81	Single leaf outward opening doorset	0.542	3.119	0.418	1.818		B	1097c/02
		Single leaf outward opening doorset with side and/or over panels ²	0.542	6.0	0.418	Unlimited		B	
		Single leaf inward opening doorset	0.542	3.119	0.418	1.818		B	
		Single leaf inward opening doorset with side and/or over panels ²	0.542	6.0	0.418	Unlimited		B	
		Double leaf outward opening doorset ³	0.582	2.35	0.754	3.404		B	
Double leaf outward opening doorset ³ with side and/or over panels ²		0.582	6.0	0.754	Unlimited	B			
Double leaf inward opening doorset ³		0.582	2.35	0.754	3.404	B			
Double leaf inward opening doorset ³ with side and/or over panels ²		0.582	6.0	0.754	Unlimited	B			
Jansen FR 81		Single leaf outward opening doorset	0.571	3.071	0.421	1.695	B	1097c/03	
		Single leaf inward opening doorset	0.571	3.071	0.421	1.695	B		
	Double leaf outward opening doorset ³	0.571	2.35	0.752	3.302	B			

PART 4: SECTION 5.1**SECURITY DOORSETS**

Product Name	Type ¹	Minimum Structural Opening Height (m)	Maximum Structural Opening Height (m)	Minimum Structural Opening Width (m)	Maximum Structural Opening Width (m)	Security Rating	LPCB Ref. No.
	Double leaf inward opening doorset ³	0.571	2.35	0.752	3.302	B	
Jansen TB 81	Single leaf outward opening doorset	0.569	3.069	0.427	1.702	B	1097c/04
	Single leaf outward opening doorset with side and/or over panels ²	0.569	6.0	0.427	Unlimited	B	
	Single leaf inward opening doorset	0.569	3.069	0.429	1.704	B	
	Single leaf inward opening doorset with side and/or over panels ²	0.569	6.0	0.429	Unlimited	B	
	Double leaf outward opening doorset ³	0.569	2.421	0.752	3.302	B	
	Double leaf outward opening doorset ³ with side and/or over panels ²	0.569	6.0	0.752	Unlimited	B	
	Double leaf inward opening doorset ³	0.569	2.421	0.752	3.302	B	
	Double leaf inward opening doorset ³ with side and/or over panels ²	0.569	6.0	0.752	Unlimited	B	
SBD2-81	Single leaf outward opening doorset	1.2	2.067	0.52	1.22	B	1097c/05
	Single leaf outward opening doorset with side and/or over panels ²	1.2 ⁴	6.0	0.52	6.0	B	
	Single leaf inward opening doorset	1.2	2.067	0.52	1.22	B	
	Single leaf inward opening doorset with side and/or over panels ²	1.2 ⁴	6.0	0.52	6.0	B	
SBD D-81	Single leaf outward opening doorset	0.579	3.139	0.526	1.926	B	1097c/06
	Single leaf outward opening doorset with side and/or over panels ²	0.579	6.0	0.526	Unlimited	B	
	Single leaf inward opening doorset	0.579	3.139	0.526	1.926	B	
	Single leaf inward opening doorset with side and/or over panels ²	0.579	6.0	0.526	Unlimited	B	

A copy of the certificate, confirming the full scope of approval including notes relating to the superscript references in the above table, may be viewed online by clicking on the product name in the associated entry on www.RedBookLive.com

PART 4: SECTION 5.1

SECURITY DOORSETS

Pro-protect GRP Enclosures Limited

Clarion House, Clarion Close, Swansea Enterprise Park, Swansea SA6 8QZ, United Kingdom

Tel: +44 (0)1554 823812 • Fax: +44 (0)1554 823812

E-mail: info@protectgrp.co.uk • Website: www.protectgrp.com

Certificate No: 1328b to LPS 1175: Issue 7

Hinged Security Doorsets

Product Name	Type	Minimum Structural Opening Height (m)	Maximum Structural Opening Height (m)	Minimum Structural Opening Width (m)	Maximum Structural Opening Width (m)	Security Rating	LPCB Ref. No.
Defender	Single leaf outward opening GRP doorset	0.65	2.20	0.4	1.5	3 ¹	1328b/01
	Single leaf outward opening padlockable GRP doorset	0.80	2.65	0.6	1.7	3 ¹	
	Double leaf outward opening GRP doorset	0.65	2.20	0.8	2.5	3 ¹	
	Double leaf outward opening padlockable GRP doorset	0.80	2.65	1.0	2.7	3 ¹	

A copy of the certificate, confirming the full scope of approval including notes relating to the superscript references in the above table, may be viewed online by clicking on the product name in the associated entry on www.RedBookLive.com

PSF Wales Limited

Llys Rhiannon, Cil Yr Ychen Industrial Estate, Landeilo Road, Llandybie, Ammanford, Carmarthenshire SA18 3GY, United Kingdom

Tel: +44 (0)1269 851777 • Fax: +44 (0)1269 851747

E-mail: sales@psfwales.co.uk • Website: www.psfwales.co.uk

Certificate No: 953d to LPS 1175: Issue 7

Hinged Security Doorsets

Product Name	Type	Minimum Structural Opening Height (m)	Maximum Structural Opening Height (m)	Minimum Structural Opening Width (m)	Maximum Structural Opening Width (m)	Security Rating	LPCB Ref. No.
Hercules Lite SR2	Single leaf outward opening hinged security doorset	0.6	2.75	0.6	1.3	2	953d/06
	Single leaf outward opening hinged security doorset with over panels	1.1	4.25	0.6	1.3	2	
	Double leaf outward opening hinged security doorset ¹	0.6	2.75	1.2	2.5	2	
	Double leaf outward opening hinged security doorset with over panels ¹	1.1	4.25	1.2	2.5	2	
Hercules Lite SR3	Single leaf outward opening hinged security doorset	0.6	2.75	0.6	1.3	3	953d/07
	Single leaf outward opening hinged security doorset with over panels	1.1	4.25	0.6	1.3	3	

PART 4: SECTION 5.1**SECURITY DOORSETS**

Product Name	Type	Minimum Structural Opening Height (m)	Maximum Structural Opening Height (m)	Minimum Structural Opening Width (m)	Maximum Structural Opening Width (m)	Security Rating	LPCB Ref. No.
	Double leaf outward opening hinged security doorset ¹	0.6	2.75	1.2	2.5	3	
	Double leaf outward opening hinged security doorset with over panels ¹	1.1	4.25	1.2	2.5	3	
MK.II Hercules SAF 3	Single leaf, outward opening hinged security doorset fitted with single point locking hardware	0.6 ²	3.15 ²	0.688	1.508	3	953d/02
	Single leaf, outward opening hinged security doorset fitted with multi-point locking hardware	1.11 ²	3.15 ^{2,3}	0.688	1.508	3	
	Double leaf, outward opening hinged security doorset fitted with single point locking hardware on the active leaf ¹	0.6 ²	3.15 ^{2,3}	1.288	3.0	3	
	Double leaf, outward opening hinged security doorset fitted with multi-point locking hardware on the active leaf ¹	1.11 ²	3.15 ^{2,3}	1.288	3.0 ⁴	3	
MK.II Hercules SAF 4	Single leaf, outward opening hinged security doorset fitted with single point locking hardware	0.6 ²	3.15 ²	0.688	1.508	4	953d/03
	Single leaf, outward opening hinged security doorset fitted with multi-point locking hardware	1.11 ²	3.15 ^{2,5}	0.688	1.508 ⁵	4	
	Double leaf, outward opening hinged security doorset fitted with single point locking hardware on the active leaf ¹	0.6 ²	3.15 ²	1.288	3.0	4	
	Double leaf, outward opening hinged security doorset fitted with multi-point locking hardware on the active leaf ¹	1.11 ²	3.15 ^{2,6}	1.288	3.0 ⁶	4	
Taurus SAF 3	Single leaf outward opening padlockable hinged security doorset	0.6 ²	2.92 ²	0.688	1.508	3	953d/04
	Double leaf outward opening padlockable hinged security doorset	0.6 ²	2.92 ²	1.288	2.858	3	
Taurus SAF 4	Single leaf outward opening padlockable hinged security doorset	0.6 ²	2.92 ²	0.688	1.508	4	953d/05
	Double leaf outward opening padlockable hinged security doorset	0.6 ²	2.92 ²	1.288	2.858	4	

A copy of the certificate, confirming the full scope of approval including notes relating to the superscript references in the above table, may be viewed online by clicking on the product name in the associated entry on www.RedBookLive.com

Certificate No: 953k to LPS 1175: Issue 7

PART 4: SECTION 5.1

SECURITY DOORSETS

Hinged Louvred Security Doorsets

Product Name	Type	Minimum Structural Opening Height (m)	Maximum Structural Opening Height (m)	Minimum Structural Opening Width (m)	Maximum Structural Opening Width (m)	Security Rating ¹	LPCB Ref. No.
Herculouvre Door SR2	Single leaf outward opening hinged louvred doorset	1.06	3.0	0.6	1.55	2	953k/01
	Double leaf outward opening hinged louvred doorset ²	1.06	3.0	1.2	3.0	2	
Herculouvre Door SR3	Single leaf outward opening hinged louvred doorset	1.06	3.0	0.6	1.55	3	953k/02
	Double leaf outward opening hinged louvred doorset ²	1.06	3.0	1.2	3.0	3	

A copy of the certificate, confirming the full scope of approval including notes relating to the superscript references in the above table, may be viewed online by clicking on the product name in the associated entry on www.RedBookLive.com

R & D Sheetmetal Limited

Unit 1A, Victoria Court, Colliers Way, Clayton West, Huddersfield, West Yorkshire HD8 9TR, United Kingdom

Tel: +44 (0)1484 864886 • Fax: +44 (0)1484 866505

E-mail: sales@randdsheetmetal.co.uk • Website: www.randdsheetmetal.co.uk

Certificate No: 1034b to LPS 1175: Issue 7

Hinged Security Doorsets

Product Name	Type	Minimum Structural Opening Height (m)	Maximum Structural Opening Height (m)	Minimum Structural Opening Width (m)	Maximum Structural Opening Width (m)	Security Rating ¹	LPCB Ref. No.
Security Evo III	Single leaf outward opening hinged security doorset	1.8	2.75	0.8	1.4	3	1034b/04
	Double leaf outward opening hinged security doorset ²	1.8	2.75	1.4	2.785	3	
Security Evo IV	Single leaf outward opening hinged security doorset	1.8	2.75	0.8	1.4	4	1034b/01
	Double leaf outward opening hinged security doorset ²	1.8	2.75	1.4	2.785	4	
Security Evo V	Single leaf outward opening hinged security doorset	1.8	2.53	0.8	1.4	5	1034b/02
	Double leaf outward opening hinged security doorset ²	1.8	2.53	1.4	2.785	5	

PART 4: SECTION 5.1**SECURITY DOORSETS**

Product Name	Type	Minimum Structural Opening Height (m)	Maximum Structural Opening Height (m)	Minimum Structural Opening Width (m)	Maximum Structural Opening Width (m)	Security Rating ¹	LPCB Ref. No.
Security Evo VI	Single leaf outward opening hinged security doorset	1.8	2.53	0.8	1.4	6	1034b/03
	Double leaf outward opening hinged security doorset ²	1.8	2.53	1.4	2.785	6	

A copy of the certificate, confirming the full scope of approval including notes relating to the superscript references in the above table, may be viewed online by clicking on the product name in the associated entry on www.RedBookLive.com

Robust UK Limited

Sutherland Road, Longton, Stoke-on-Trent, Staffordshire ST3 1HZ, United Kingdom

Tel: +44 (0)1782 592900 • Fax: +44 (0)1782 592901

E-mail: sales@robust-uk.com • Website: www.robust-uk.com

Certificate No: 1070a to LPS 1175: Issue 7

Hinged Security Doorsets

Product Name	Type	Minimum Structural Opening Height (m)	Maximum Structural Opening Height (m)	Minimum Structural Opening Width (m)	Maximum Structural Opening Width (m)	Security Rating	LPCB Ref. No.
TUFF-DOR2	Single leaf outward opening hinged security doorset	1.5	2.6 ¹	0.5	1.25	2	1070a/01
	Double leaf outward opening hinged security doorset	1.5	2.6 ¹	1.3	2.5	2	
TUFF-DOR3	Single leaf outward opening hinged security doorset	1.8	2.5	0.7	1.3	3	1070a/02
	Double leaf outward opening hinged security doorset with unequal leaf ²	1.8	2.5	1.3	1.8	3	
	Double leaf outward opening hinged security doorset with equal leafs	1.8	2.5	1.3	2.5	3	
TUFF-DOR4	Single leaf outward opening hinged security doorset	1.8	2.5 ³	0.7	1.3	4	1070a/03
	Double leaf outward opening hinged security doorset with unequal leaf ²	1.8	2.5 ³	1.3	1.8	4	
	Double leaf outward opening hinged security doorset with equal leafs	1.8	2.5 ³	1.3	2.5	4	

A copy of the certificate, confirming the full scope of approval including notes relating to the superscript references in the above table, may be viewed online by clicking on the product name in the associated entry on www.RedBookLive.com

PART 4: SECTION 5.1

SECURITY DOORSETS

Safe Partnership

3 East Street, Wareham, Dorset BH20 4NN, United Kingdom

Tel: +44 (0)1929 551100 • Fax: +44 (0)1929 553300

E-mail: safe@safepartnership.org • Website: www.safepartnership.org

Certificate No: 835a to LPS 1175: Issue 6

Hinged Security Doorsets

Product Name	Type	Minimum Structural Opening Height (m)	Maximum Structural Opening Height (m)	Minimum Structural Opening Width (m)	Maximum Structural Opening Width (m)	Security Rating	LPCB Ref. No.
Safe Doorset SR1	Single leaf outward opening hinged security timber doorset	1.8	2.0	0.675	0.825	1	835a/01
Safe Doorset SR2	Single leaf outward opening hinged security timber doorset	1.8	2.0	0.675	0.825	2 ¹	835a/02

A copy of the certificate, confirming the full scope of approval including notes relating to the superscript references in the above table, may be viewed online by clicking on the product name in the associated entry on www.RedBookLive.com

Stafford Bridge Doors Limited

Bedford Road, Pavenham, Bedford MK43 7PS, United Kingdom

Tel: +44 (0)1234 826316 • Fax: +44 (0)1234 826319

E-mail: sales@sbdoors.com • Website: www.surelockmcgillgroup.com/sbd

Certificate No: 516c to LPS 1175: Issue 7

Hinged Security Doorsets

Product Name	Type ¹	Minimum Structural Opening Height (m)	Maximum Structural Opening Height (m) ²	Minimum Structural Opening Width (m)	Maximum Structural Opening Width (m)	Security Rating ³	LPCB Ref. No.
Hendon	Single leaf inward opening doorset	1.0	3.2 ⁴	0.6	1.4	2	516c/01
	Single leaf outward opening doorset	1.0	3.2	0.6	1.4	2	
	Double leaf inward opening doorset	1.0	3.2	1.4	3.0	2	
	Double leaf outward opening doorset	1.0	3.2 ⁵	1.4	3.0	2	
Sandhurst	Single leaf inward opening doorset	1.0	3.2 ⁶	0.6	1.4	3	516c/02
	Single leaf outward opening doorset	1.0	3.2	0.6	1.4	3	

PART 4: SECTION 5.1**SECURITY DOORSETS**

Product Name	Type ¹	Minimum Structural Opening Height (m)	Maximum Structural Opening Height (m) ²	Minimum Structural Opening Width (m)	Maximum Structural Opening Width (m)	Security Rating ³	LPCB Ref. No.
	Double leaf inward opening doorset	1.0	3.2 ⁷	1.4	3.0	3	
	Double leaf outward opening doorset	1.0	3.2	1.4	3.0	3	
Wilton	Single leaf inward opening doorset	1.468	3.2	0.6	1.4	4	516c/03
	Single leaf outward opening doorset	1.0	3.2	0.6	1.4	4	
	Double leaf inward opening doorset	1.468	3.2	1.2	3.0	4	
Halton	Single leaf inward opening doorset	1.468	3.2	0.6	1.4	4	516c/04
	Single leaf outward opening doorset	1.0	3.2	0.6	1.4	4	
	Double leaf inward opening doorset	1.468	3.2	1.2	3.0	4	

A copy of the certificate, confirming the full scope of approval including notes relating to the superscript references in the above table, may be viewed online by clicking on the product name in the associated entry on www.RedBookLive.com

Certificate No: 516a to LPS 1175: Issue 5

Hinged Security Doorsets

Product Name	Type ¹	Minimum Structural Opening Height (m)	Maximum Structural Opening Height (m) ²	Minimum Structural Opening Width (m)	Maximum Structural Opening Width (m)	Security Rating ³	LPCB Ref. No.
Wilton	Double leaf, outward opening hinged security doorset	1.9	3.2	1.4	3.0	4	516a/06
Halton	Double leaf, outward opening hinged security doorset	1.9	3.2	1.4	3.0	4	516a/07

A copy of the certificate, confirming the full scope of approval, may be viewed online by clicking on the product name in the associated entry on www.RedBookLive.com

Steelway Fensecure Limited

Queensgate Works, Bilston Road, Wolverhampton, West Midlands WV2 2NJ, United Kingdom

Tel: +44 (0)121 521 4521 • Fax: +44 (0)121 521 4551

E-mail: sales@steelwaybrickhouse.co.uk • Website: www.steelway.co.uk

Certificate No: 1071d to LPS 1175: Issue 7

PART 4: SECTION 5.1

SECURITY DOORSETS

Hinged Security Doorsets

Product Name	Type	Minimum Height (m)	Maximum Height (m)	Minimum Width (m)	Maximum Width (m)	Security Rating	LPCB Ref. No.
Steelway Level 4 Single Leaf Security Doorset	Single leaf outward opening plain leaf doorset	1.0	2.4	0.6	1.3	4	1071d/01
Steelway Level 4 Double Leaf Security Doorset	Double leaf outward opening plain leaf doorset	1.0	2.4	1.2	2.6	4	1071d/02

A copy of the certificate, confirming the full scope of approval, may be viewed online by clicking on the product name in the associated entry on www.RedBookLive.com

Certificate No: 1071a to LPS 1175: Issue 7

Hinged Mesh Panel Security Doorsets

Product Name	Type	Minimum Structural Opening Height (m)	Maximum Structural Opening Height (m)	Minimum Structural Opening Width (m)	Maximum Structural Opening Width (m)	Security Rating	LPCB Ref. No.
Steelway Level 1 Single Leaf Mesh Security Doorset	Single leaf outward opening mesh panel doorset	1.0	2.4	0.6	1.3	1	1071a/01
Steelway Level 1 Double Leaf Mesh Security Doorset	Double leaf outward opening mesh panel doorset	1.0	2.4	1.2	2.6	1	1071a/02
Steelway Level 2 Single Leaf Mesh Security Doorset	Single leaf outward opening mesh panel doorset	1.0	2.4	0.6	1.3	2	1071a/03
Steelway Level 2 Double Leaf Mesh Security Doorset	Double leaf outward opening mesh panel doorset	1.0	2.4	1.2	2.6	2	1071a/04
Steelway Level 3 Single Leaf Mesh Security Doorset	Single leaf outward opening mesh panel doorset	1.0	2.4	0.6	1.3	3	1071a/05
Steelway Level 3 Double Leaf Mesh Security Doorset	Double leaf outward opening mesh panel doorset	1.0	2.4	1.2	2.6	3	1071a/06

A copy of the certificate, confirming the full scope of approval, may be viewed online by clicking on the product name in the associated entry on www.RedBookLive.com

Sunray Engineering Limited

Kingsnorth Industrial Estate, Wotton Road, Ashford, Kent TN23 6LL, United Kingdom

Tel: +44 (0)1233 639039 • Fax: +44 (0)1233 625137

E-mail: sales@sunraydoors.co.uk • Website: www.sunraydoors.co.uk

Certificate No: 234d: Part 1 to LPS 1175: Issue 7

Hinged Security Doorsets

Product Name	Type	Minimum Structural Opening Height (m)	Maximum Structural Opening Height (m)	Minimum Structural Opening Width (m)	Maximum Structural Opening Width (m)	Security Rating	LPCB Ref. No.
ExecDoor 1	Single leaf outward opening hinged security doorset	1.8	2.44	0.6	1.44	1	234d/17
	Double leaf outward opening hinged security doorset ²	1.8	2.44	1.1	2.8	1	

PART 4: SECTION 5.1**SECURITY DOORSETS**

Product Name	Type	Minimum Structural Opening Height (m)	Maximum Structural Opening Height (m)	Minimum Structural Opening Width (m)	Maximum Structural Opening Width (m)	Security Rating	LPCB Ref. No.
	Single leaf outward opening hinged security doorset incorporating over panels ¹	2.29	3.44	0.6	1.44	1	
	Double leaf outward opening hinged security doorset incorporating over panels ^{1,2}	2.29	3.44	1.1	2.8	1	

A copy of the certificate, confirming the full scope of approval including notes relating to the superscript references in the above table, may be viewed online by clicking on the product name in the associated entry on www.RedBookLive.com

Certificate No: 234d: Part 2 to LPS 1175: Issue 7

Hinged Security Doorsets

Product Name	Type	Minimum Structural Opening Height (m)	Maximum Structural Opening Height (m)	Minimum Structural Opening Width (m)	Maximum Structural Opening Width (m)	Security Rating	LPCB Ref. No.
ExecDoor 2	Single leaf outward opening hinged security doorset	1.8	2.44	0.6	1.44	2	234d/03
	Double leaf outward opening hinged security doorset ²	1.8	2.44	1.1	2.8	2	
	Single leaf outward opening hinged security doorset incorporating overpanels ¹	2.29	3.44	0.75	1.3	2	
	Double leaf outward opening hinged security doorset incorporating overpanels ^{1,2}	2.29	3.44	1.5	2.2	2	

A copy of the certificate, confirming the full scope of approval including notes relating to the superscript references in the above table, may be viewed online by clicking on the product name in the associated entry on www.RedBookLive.com

Certificate No: 234d: Part 3 to LPS 1175: Issue 7

Hinged Security Doorsets

Product Name	Type	Minimum Structural Opening Height (m)	Maximum Structural Opening Height (m)	Minimum Structural Opening Width (m)	Maximum Structural Opening Width (m)	Security Rating	LPCB Ref. No.
ExcluDoor 3 Mk2	Single leaf outward opening hinged security doorset	1.8	3.075 ¹	0.75	1.24	3	234d/01
	Single leaf inward opening hinged security doorset	1.8	3.075 ¹	0.75	1.24	3	
	Double leaf outward opening hinged security doorset ²	1.8	3.075 ¹	1.24	2.4	3	
	Double leaf inward opening hinged security doorset ²	1.8	3.075	1.24	2.4	3	

PART 4: SECTION 5.1

SECURITY DOORSETS

Product Name	Type	Minimum Structural Opening Height (m)	Maximum Structural Opening Height (m)	Minimum Structural Opening Width (m)	Maximum Structural Opening Width (m)	Security Rating	LPCB Ref. No.
ExcluDoor 3 Mk3 F.R.	Single leaf outward opening hinged security doorset	1.8	2.75 ³	0.75	1.24	3	234d/13
	Double leaf outward opening hinged security doorset ⁴	1.8	2.75 ³	1.24	2.4	3	

A copy of the certificate, confirming the full scope of approval including notes relating to the superscript references in the above table, may be viewed online by clicking on the product name in the associated entry on www.RedBookLive.com

Certificate No: 234d: Part 4 to LPS 1175: Issue 7

Hinged Security Doorsets

Product Name	Type	Minimum Structural Opening Height (m)	Maximum Structural Opening Height (m)	Minimum Structural Opening Width (m)	Maximum Structural Opening Width (m)	Security Rating	LPCB Ref. No.
ExcluDoor 4 Mk2	Single leaf outward opening hinged security doorset	1.0 ¹	3.075 ²	0.75	1.24	4 ³	234d/05
	Single leaf inward opening hinged security doorset	1.8	3.075	0.75	1.24	4	
	Double leaf outward opening hinged security doorset ⁴	1.8	3.075 ²	1.24	2.4	4 ³	
	Double leaf inward opening hinged security doorset ⁴	1.8	3.075	1.24	2.4	4 ³	
	ExcluDoor 4 Mk2 F.R.	Single leaf outward opening hinged security doorset	1.8	2.75 ⁵	0.75	1.24	
ExcluDoor 4 Mk3	Double leaf outward opening hinged security doorset ⁴	1.8	2.75 ⁵	1.24	2.4	4 ³	234d/11
	Single leaf outward opening hinged security doorset	1.8	2.4	0.75	1.24	4 ⁶	
	Double leaf outward opening hinged security doorset ⁷	1.8	2.4	1.24	2.4	4 ⁶	

A copy of the certificate, confirming the full scope of approval including notes relating to the superscript references in the above table, may be viewed online by clicking on the product name in the associated entry on www.RedBookLive.com

Certificate No: 234d: Part 5 to LPS 1175: Issue 7

Hinged Security Doorsets

Product Name	Type	Minimum Structural Opening Height (m)	Maximum Structural Opening Height (m)	Minimum Structural Opening Width (m)	Maximum Structural Opening Width (m)	Security Rating	LPCB Ref. No.
ExcluDoor 5	Single leaf outward opening hinged security doorset	1.8	2.4	0.75	1.24	5	234d/09
	Double leaf outward opening hinged security doorset ^{1,2}	1.8	2.4	1.24	2.4	5	

A copy of the certificate, confirming the full scope of approval including notes relating to the superscript references in the above table, may be viewed online by clicking on the product name in the associated entry on www.RedBookLive.com

Certificate No: 234d: Part 6 to LPS 1175: Issue 7

Hinged Security Doorsets

Product Name	Type	Minimum Structural Opening Height (m)	Maximum Structural Opening Height (m)	Minimum Structural Opening Width (m)	Maximum Structural Opening Width (m)	Security Rating	LPCB Ref. No.
ExcluDoor 6	Single leaf outward opening hinged security doorset	1.8	2.4	0.75	1.24	6	234d/15
	Double leaf outward opening hinged security doorset ¹	1.8	2.4	1.24	2.4	6	

A copy of the certificate, confirming the full scope of approval including notes relating to the superscript references in the above table, may be viewed online by clicking on the product name in the associated entry on www.RedBookLive.com

Certificate No: 234f to LPS 1175: Issue 7

Hinged Louvred Security Doorsets

Product Name	Type	Minimum Structural Opening Height (m)	Maximum Structural Opening Height (m)	Minimum Structural Opening Width (m)	Minimum Structural Opening Width (m)	Security Rating	LPCB Ref. No.
ExcluLouvre® Door 2	Single leaf outward opening hinged louvred doorset	1.0	2.7 ²	0.43	1.5	2	234f/02
	Double leaf outward opening hinged louvred doorset ¹	1.0	2.7 ²	0.73	2.4	2	
ExcluLouvre® Door 2 Mk3	Single leaf outward opening hinged louvred doorset	1.0	2.4	0.43	1.5	2	234f/03
	Double leaf outward opening hinged louvred doorset ¹	1.0	2.4	0.73	2.4	2	
ExcluLouvre® Door 3	Single leaf outward opening hinged louvred doorset	1.0	2.4	0.43	1.5	3	234f/01

PART 4: SECTION 5.1

SECURITY DOORSETS

Product Name	Type	Minimum Structural Opening Height (m)	Maximum Structural Opening Height (m)	Minimum Structural Opening Width (m)	Minimum Structural Opening Width (m)	Security Rating	LPCB Ref. No.
	Double leaf outward opening hinged louvred doorset ¹	1.0	2.4	0.73	2.4	3	

A copy of the certificate, confirming the full scope of approval including notes relating to the superscript references in the above table, may be viewed online by clicking on the product name in the associated entry on www.RedBookLive.com

Certificate No: 234k to LPS 1175: Issue 7

Sliding Security Doorsets

Product Name	Type	Minimum Structural Opening Height (m)	Maximum Structural Opening Height (m)	Minimum Structural Opening Width (m)	Maximum Structural Opening Width (m)	Security Rating	LPCB Ref. No.
ExcluSlide 2	Single sliding plain leaf doorset	1.35	2.43	0.65	1.12	2	234k/01
	Single sliding louvred doorset	1.35	2.43	0.65	1.12	2	
ExcluSlide 3	Single sliding plain leaf doorset	1.35	2.43	0.65	1.12	3	234k/02
	Single sliding louvred doorset	1.35	2.43	0.65	1.12	3	

A copy of the certificate, confirming the full scope of approval, may be viewed online by clicking on the product name in the associated entry on www.RedBookLive.com

Technocover Limited (incorporating TechnoRail and Strataform)

Henfaes Lane, Welshpool, Powys SY21 7BE, United Kingdom

Tel: +44 (0)1938 555511 • Fax: +44 (0)1938 555527

E-mail: techadvice@technocover.co.uk • Website: www.technocover.co.uk

Certificate No: 450j to LPS 1175: Issue 7

Hinged Mesh Panel Security Doorsets

Product Name	Type	Minimum Structural Opening Height (m)	Maximum Structural Opening Height (m)	Minimum Structural Opening Width (m)	Maximum Structural Opening Width (m)	Security Rating	LPCB Ref. No.
Ultrasecure SCD1/DV3	Single leaf outward opening mesh panel doorset	1.0	3.0	0.5	1.2	3	450j/01
Ultrasecure SCD2/DV3	Double leaf outward opening mesh panel doorset	1.0	3.0	1.2	3.0	3	450j/02
Ultrasecure SCD1/DV4	leaf outward opening mesh panel doorset	1.2	3.0	0.6	1.5	4	450j/03
Ultrasecure SCD2/DV4	Double leaf outward opening mesh panel doorset	1.2	3.0	1.5	3.0	4	450j/04

PART 4: SECTION 5.1**SECURITY DOORSETS**

A copy of the certificate, confirming the full scope of approval, may be viewed online by clicking on the product name in the associated entry on www.RedBookLive.com

Certificate No: 450f to LPS 1175: Issue 7

Hinged Security Doorsets

Product Name	Type	Minimum Structural Opening Height (m)	Maximum Structural Opening Height (m)	Minimum Structural Opening Width (m)	Maximum Structural Opening Width (m)	Security Rating	LPCB Ref. No.
Sentinel Lite 2	Single leaf outward opening hinged security doorset	1.3	2.41	0.5	1.2	2	450f/13
	Double leaf outward opening hinged security doorset	1.3	2.41	1.2	2.3	2	450f/14
	Single leaf outward opening padlockable hinged security doorset	1.3	2.41	0.5	1.2	2	450f/15
	Double leaf outward opening padlockable hinged security doorset	1.3	2.41	1.2	2.3	2	450f/16
Sentinel Lite 3	Single leaf outward opening hinged security doorset	1.3	2.41	0.5	1.2	3	450f/17
	Double leaf outward opening hinged security doorset	1.3	2.41	1.2	2.3	3	450f/18
	Single leaf outward opening padlockable hinged security doorset	1.3	2.41	0.5	1.2	3	450f/19
	Double leaf outward opening padlockable hinged security doorset	1.3	2.41	1.2	2.3	3	450f/20
Sentinel UltraSecure	Single leaf outward opening hinged security doorset	1.8	2.35	0.75	1.2	3	450f/01
	Single leaf outward opening hinged security doorset	1.21	2.35	0.75	1.2	3	450f/07
	Double ¹ leaf outward opening hinged security doorset	1.8	2.35	1.2	2.185	3 ²	450f/02
	Double ¹ leaf outward opening hinged security doorset	1.21	2.35	1.2	2.35	3 ²	450f/08
DS1	Single leaf outward opening padlockable hinged security doorset	1.21	2.42	0.515	1.215	4	450f/11
DS2	Double leaf outward opening padlockable hinged security doorset	1.21	2.42	1.215	2.315	4 ⁵	450f/12
Sentinel UltraSecure	Single leaf outward opening hinged security doorset	1.8	2.35	0.75	1.2	4	450f/03
	Single leaf outward opening hinged security doorset	1.21	2.35	0.75	1.2	4	450f/09
	Double ¹ leaf outward opening hinged security doorset	1.8	2.35	1.2	2.185	4	450f/04
	Double ¹ leaf outward opening hinged security doorset	1.21	2.35	1.2	2.35	4	450f/10
	Single leaf outward opening hinged security doorset	1.8	2.35	0.75	1.2	5	450f/05
	Double ¹ leaf outward opening hinged security doorset	1.8	2.35	1.2	2.3	5	450f/06

A copy of the certificate, confirming the full scope of approval including notes relating to the superscript references in the above table, may be viewed online by clicking on the product name in the associated entry on www.RedBookLive.com

Certificate No: 450a to LPS 1175: Issue 5

PART 4: SECTION 5.1

SECURITY DOORSETS

Hinged Security Doorsets

Product Name	Type	Minimum Clear Opening Height (m)	Maximum Clear Opening Height (m)	Minimum Clear Opening Width (m)	Maximum Clear Opening Width (m)	Security Rating	LPCB Ref. No.
UltraSecure DS1/DV4	Single leaf hinged outward opening security doorset	0.9	2.9	0.5	1.3	4	450a/03
UltraSecure DS2/DV4	Double leaf hinged outward opening security doorset	0.9	2.9	1.2	2.6	4	450a/08

A copy of the certificate, confirming the full scope of approval, may be viewed online by clicking on the product name in the associated entry on www.RedBookLive.com

Certificate No: 450d to LPS 1175: Issue 5

Hinged Security Doorsets

Product Name	Type	Minimum Clear Opening Height (m)	Maximum Clear Opening Height (m)	Maximum Clear Opening Width (m)	Maximum Clear Opening Width (m)	Security Rating	LPCB Ref. No.
Ultra Secure DS1/DV3	Single leaf hinged outward opening security doorset	0.9	2.9	0.5	1.3	3	450d/01
Ultra Secure DS1/LS3	Single leaf hinged outward opening security doorset	0.9	2.3	0.5	1.1	3	450d/02
Ultra Secure DS2/DV3	Double leaf hinged outward opening security doorset	0.9	2.9	1.2	2.6	3	450d/03

A copy of the certificate, confirming the full scope of approval, may be viewed online by clicking on the product name in the associated entry on www.RedBookLive.com

Teckentrup GmbH & Co. KG

Industriestraße 50, 33415 Verl-Sürenheide, Germany

Tel: +49 (0)5246 504 0 • Fax: +49 (0)5246 504 178

E-mail: info@teckentrup.biz • Website: www.teckentrup.biz

UK Sales Enquiries

Teckentrup UK Limited, Units 2-4 Opus 9 Industrial Estate, Woburn Road, Winwick Quay, Warrington, Cheshire WA2 8UE, United Kingdom

Tel: 01925 924050

E-mail: commercial@teckentrup.co.uk • Website: www.teckentrup.co.uk

Certificate No: 1476a to LPS 1175: Issue 7

Hinged Security Doorsets

Product Name	Type	Minimum Structural Opening Height (m)	Maximum Structural Opening Height (m)	Minimum Structural Opening Width (m)	Maximum Structural Opening Width (m)	Security Rating	LPCB Ref. No.
Teckentrup 62	Single leaf inward opening doorset	2.0	4.2	0.65	1.576	3	1476a/01

PART 4: SECTION 5.1

SECURITY DOORSETS

Product Name	Type	Minimum Structural Opening Height (m)	Maximum Structural Opening Height (m)	Minimum Structural Opening Width (m)	Maximum Structural Opening Width (m)	Security Rating	LPCB Ref. No.
	Single leaf outward opening doorset	1.0 ¹	4.2 ²	0.65	1.576	3	
	Double leaf inward opening doorset	2.0	4.2	1.35	4.2	3	
	Double leaf outward opening doorset	2.0	4.2	1.35	4.2	3	

A copy of the certificate, confirming the full scope of approval including notes relating to the superscript references in the above table, may be viewed online by clicking on the product name in the associated entry on www.RedBookLive.com

The Parkside Group Limited

The Willow Centre, 17 Willow Lane, Mitcham, Surrey CR4 4NX, United Kingdom

Tel: +44 (0)20 8685 9685 • Fax: +44 (0)20 8646 5096

E-mail: projects@parksidegroup.co.uk • Website: www.comar-alu.co.uk

Certificate No: 1117a to LPS 1175: Issue 7 and BS EN 1627: 2011

Hinged Glazed Security Doorset

Product Name	Type	Minimum Structural Opening Height (m)	Maximum Structural Opening Height (m)	Minimum Structural Opening Width (m)	Maximum Structural Opening Width (m)	LPS 1175: Issue 7 Security Rating	BS EN 1627 Resistance Class ¹	LPCB Ref. No.
Comar 7	Single leaf bidirectional glazed aluminium doorset with anti-finger trap hinges and two deadlocks on the leading edge ²	1.8	2.37	0.64	1.25	2	3	1117a/01

A copy of the certificate, confirming the full scope of approval including notes relating to the superscript references in the above table, may be viewed online by clicking on the product name in the associated entry on www.RedBookLive.com

Certificate No: 1117b to BS EN 1627:2011

Hinged Glazed Security Doorset

Product Name	Type	Minimum Structural Opening Height (m)	Maximum Structural Opening Height (m)	Minimum Structural Opening Width (m)	Maximum Structural Opening Width (m)	EN 1627 Resistance Class ¹	LPCB Ref. No.
Comar 7PI Commercial Door (Security Option)	Single leaf bidirectional glazed aluminium doorset with anti-finger trap hinge and two deadlocks on the leading edge ²	1.8	2.37	0.64	1.25	3	1117b/01

A copy of the certificate, confirming the full scope of approval including notes relating to the superscript references in the above table, may be viewed online by clicking on the product name in the associated entry on www.RedBookLive.com

PART 4: SECTION 5.1

SECURITY DOORSETS

Tortero & Re S.p.A.

Via Cornareto 180, 17017 Cosseria (SV), Italy

Tel: +39 019 516901 • Fax: +39 019 517097

E-mail: info@torterooere.it • Website: www.torterooere.it

Certificate No: 1056a to LPS 1175: Issue 7

Hinged Security Doorsets

Product Name	Type	Minimum Nominal Structural Opening Height (m)	Maximum Nominal Structural Opening Height (m)	Minimum Nominal Structural Opening Width (m)	Maximum Nominal Structural Opening Width (m)	Security Rating ¹	LPCB Ref. No.
Protection 30	Single leaf, outward and inward opening hinged security doorset	1.95	2.47	0.6	1.0	2	1056a/01
Protection 60	Single leaf, outward and inward opening hinged security doorset	1.95	2.47	0.6	1.0	2	1056a/02
Confort UK	Single leaf inward opening hinged security doorset	1.95	2.47	0.6	1.0	2	1056a/03

A copy of the certificate, confirming the full scope of approval including notes relating to the superscript references in the above table, may be viewed online by clicking on the product name in the associated entry on www.RedBookLive.com

Urban Front

Unit 4 Chesham Business Park, 33 Townsend Road, Chesham, Buckinghamshire HP5 2AA, United Kingdom

Tel: +44 (0)1494 778787 • Fax: +44 (0)1494 778784

E-mail: info@urbanfront.co.uk • Website: www.urbanfront.co.uk

Certificate No: 1390a to LPS 1175: Issue 7

Hinged Security Doorset

Product Name	Type	Minimum Structural Opening Height (m)	Maximum Structural Opening Height (m)	Minimum Structural Opening Width (m)	Maximum Structural Opening Width (m)	Security Rating	LPCB Ref. No.
E80S	Single leaf inward opening doorset	1.908	2.4	0.54	1.2	2 ¹	1390a/01

A copy of the certificate, confirming the full scope of approval including notes relating to the superscript references in the above table, may be viewed online by clicking on the product name in the associated entry on www.RedBookLive.com

Warrior Doors Limited

Unit 4, Kings Road Industrial Estate, Tyseley, Birmingham, West Midlands B11 2AX, United Kingdom

Tel: +44 (0)121 706 8400 • Fax: +44 (0)121 706 4399

E-mail: redbook@warrordoors.co.uk • Website: www.warrordoors.co.uk

Certificate No: 1045a to LPS 1175: Issue 7

Hinged Security Doorsets

Product Name	Type	Minimum Structural Opening Height (m)	Maximum Structural Opening Height (m)	Minimum Structural Opening Width (m)	Maximum Structural Opening Width (m)	Security Rating	LPCB Ref. No.
Warrior B-SL	Single leaf outward opening hinged doorset	1.8	2.5	0.6	1.322	2	1045a/07
Warrior B-SLi	Single leaf inward opening hinged doorset	1.8	2.5	0.6	1.322	2	1045a/08
Warrior CB-SLi	Single leaf outward or inward opening hinged doorset ¹ incorporating side screens and/or overpanel	1.9	3.5	0.85	6.222	2	1045a/09
Warrior 4SP-SL	Single leaf outward opening hinged doorset	1.8	2.5	0.6	1.322	4	1045a/01
Warrior 4-SL	Single leaf outward opening hinged doorset	1.8	2.5	0.6	1.322	4	1045a/02
Warrior 4-SLi	Single leaf inward opening hinged doorset	1.8	2.5	0.6	1.322	4	1045a/03
Warrior 4-DD	Double leaf outward opening hinged doorset	1.8	2.5	1.064	2.260	4	1045a/04
Warrior C4-SLS	Single leaf outward or inward opening hinged doorset ² incorporating side screens	1.8	2.5	0.944	7.322	4	1045a/05
Warrior C4-DDS	Double leaf outward opening hinged doorset ³ incorporating side screens	1.8	2.5	1.408	8.260	4	1045a/06

A copy of the certificate, confirming the full scope of approval including notes relating to the superscript references in the above table, may be viewed online by clicking on the product name in the associated entry on www.RedBookLive.com

Certificate No: 1045d to LPS 2081: Issue 1

Hinged Security Doorsets

Product Name	Type	Minimum Structural Opening Height (m)	Maximum Structural Opening Height (m)	Minimum Structural Opening Width (m)	Maximum Structural Opening Width (m)	Security Rating	LPCB Ref. No.
Warrior B-SL	Single leaf outward opening hinged glazed doorset	1.8	2.5	0.6	1.55	B	1045d/01
Warrior B-SLi	Single leaf inward opening hinged glazed doorset	1.8	2.5	0.6	1.55	B	1045d/02
Warrior CB-SLi	Single leaf inward or outward opening hinged glazed doorset incorporating side screens and/or overpanels ^{1,2}	1.9	3.5	0.85	6.45	B	1045d/03

A copy of the certificate, confirming the full scope of approval including notes relating to the superscript references in the above table, may be viewed online by clicking on the product name in the associated entry on www.RedBookLive.com

Certificate No: 1045e to LPS 1175: Issue 7

Sliding Security Doorsets

Product Name	Type	Minimum Structural Opening Height (m)	Maximum Structural Opening Height (m)	Minimum Structural Opening Width (m)	Maximum Structural Opening Width (m)	Security Rating	LPCB Ref. No.
Warrior 2 Slider	Single leaf sliding doorset	2.0	3.2	2.0	3.0	2	1045e/01

PART 4: SECTION 5.1

SECURITY DOORSETS

Product Name	Type	Minimum Structural Opening Height (m)	Maximum Structural Opening Height (m)	Minimum Structural Opening Width (m)	Maximum Structural Opening Width (m)	Security Rating	LPCB Ref. No.
Warrior 3 Slider	Single leaf sliding doorset	2.0	3.2	2.0	3.0	3	1045e/02

A copy of the certificate, confirming the full scope of approval, may be viewed online by clicking on the product name in the associated entry on www.RedBookLive.com

Certificate No: 1045f to LPS 2081: Issue 1

Sliding Security Doorsets

Product Name	Type	Minimum Structural Opening Height (m)	Maximum Structural Opening Height (m)	Minimum Structural Opening Width (m)	Maximum Structural Opening Width (m)	Security Rating	LPCB Ref. No.
Warrior B Slider	Single leaf sliding doorset	2.0	3.2	2.0	3.0	B	1045f/01

A copy of the certificate, confirming the full scope of approval may be viewed online by clicking on the product name in the associated entry on www.RedBookLive.com

The windows in this section are approved to LPS 1175 *Requirements and testing procedures for the LPCB certification and listing of intruder resistant building components, strongpoints, security enclosures and free-standing barriers.*

The products listed in this section are generally designed for use in commercial applications.

LPCB has also published a standard for glazing and security glazing films which employs the principles contained within LPS 1175. LPS 1270 *Requirements and testing procedures for the LPCB approval and listing of intruder resistant security glazing units* covers the resistance to manual attack of the glazing material. It enables specifiers to select new or replacement glazing that affords levels of security equivalent to that of the frame or façade in which it is to be employed.

Crittall Fendor Limited

Spire House, Spire Road, Washington, Tyne & Wear NE37 3ES, United Kingdom

Tel: +44 (0)191 417 0170

E-mail: info@crittall-fendor.co.uk • Website: www.crittall-fendor.co.uk

Certificate No: 1440a to LPS 1175: Issue 5.1

Security Windows

Product Name	Type	Minimum Structural Opening Height (m)	Maximum Structural Opening Height (m)	Minimum Structural Opening Width (m)	Maximum Structural Opening Width (m)	Security Rating	LPCB Ref. No.
SecureLine SR2	Fixed light window	0.96	2.0	0.86	2.0	2	1440a/01
	Top hung opening light window	1.0	2.0	0.90	2.0	2	
SecureLine SR3	Fixed light window	0.96	2.0	0.86	2.0	3	1440a/02
	Top hung opening light window	1.0	2.0	0.90	2.0	3	
SecureLine SR4	Fixed light window	0.96	2.0	0.86	2.0	4	1440a/03

A copy of the certificate, confirming the full scope of approval, may be viewed online by clicking on the product name in the associated entry on www.RedBookLive.com

Hampton Conservatories Limited

218 Ballybogey Road, Portrush, County Antrim BT56 8NE, United Kingdom

Tel: +44 (0)20 3613 0524

E-mail: info@hc-online.co.uk • Website: www.hamptonconservatories.co.uk

Certificate No: 1358a to LPS 1175: Issue 7

Vertical Sliding Sash Windows

Product Name	Type	Minimum Structural Opening Height (m)	Maximum Structural Opening Height (m)	Minimum Structural Opening Width (m)	Maximum Structural Opening Width (m)	Security Rating	LPCB Ref. No.
Quattroglide	Vertical sliding sash timber security window	0.8	4.2	0.6	2.0	2 ¹	1358a/01

PART 4: SECTION 5.2

SECURITY WINDOWS

A copy of the certificate, confirming the full scope of approval including notes relating to the superscript references in the above table, may be viewed online by clicking on the product name in the associated entry on www.RedBookLive.com

R & D Sheetmetal Limited

Unit 1A, Victoria Court, Colliers Way, Clayton West, Huddersfield, West Yorkshire HD8 9TR, United Kingdom

Tel: +44 (0)1484 864886 • Fax: +44 (0)1484 866505

E-mail: sales@randdsheetmetal.co.uk • Website: www.randdsheetmetal.co.uk

Certificate No: 1034d to LPS 1175: Issue 7

Security Windows

Product Name	Type	Minimum Structural Opening Height (m)	Maximum Structural Opening Height (m)	Minimum Structural Opening Width (m)	Maximum Structural Opening Width (m)	Minimum Structural Opening Depth ¹ (m)	Maximum Structural Opening Depth (m)	Security Rating	LPCB Ref. No.
SecureView 3	'Bolt in' fixed APR ² vision panel	0.536	3.133	0.363	2.133	0.105	0.500	3	1034d/01
	'Cast in' fixed APR ² vision panel	0.537	3.107	0.337	2.107	0.085	0.500	3	
SecureView 4	'Bolt in' fixed APR ² vision panel	0.536	3.133	0.363	2.133	0.131	0.500	4	1034d/02
	'Cast in' fixed APR ² vision panel	0.537	3.107	0.337	2.107	0.111	0.500	4	
SecureView 'Type E' ³	'Bolt in' fixed APR ² vision panel	1.210	1.210	0.910	0.910	0.250	0.250	4	1034d/03
SecureView 5	'Bolt in' fixed APR ² vision panel	0.536	3.133	0.363	2.133	0.131	0.500	5	1034d/04
	'Cast in' fixed APR ² vision panel	0.537	3.107	0.337	2.107	0.111	0.500	5	

A copy of the certificate, confirming the full scope of approval including notes relating to the superscript references in the above table, may be viewed online by clicking on the product name in the associated entry on www.RedBookLive.com

Selectaglaze Limited

Alban Park, Hatfield Road, St Albans, Hertfordshire AL4 0JJ, United Kingdom

Tel: +44 (0)1727 837271 • Fax: +44 (0)1727 844053

E-mail: enquiries@selectaglaze.co.uk • Website: www.selectaglaze.co.uk

Certificate No: 683a to LPS 1175: Issue 6

Secondary Security Glazing Systems

Product Name	Type	Style	Minimum Height (m)	Maximum Height (m) ¹	Minimum Width (m)	Maximum Width (m) ¹	Security Rating	LPCB Ref. No.
Series 42 'Level 1'	Secondary glazing system	Single fixed light unit	0.3	3.0 ²	0.3	2.0 ²	1	683a/10
Series 43 'Level 1'	Secondary glazing system	Single and multi-light demountable fixed light unit	0.3	5.9 ^{2,3}	0.3	5.9 ^{2,3}	1	683a/12
Series 44 'Level 1'	Secondary glazing system	Single light inward opening side hung casement	0.7	2.7	0.45	1.5	1	683a/14
Series 50 'Level 1'	Secondary glazing system	Single light inward opening top hung casement	0.43	1.5 ²	0.574	3.2 ²	1	683a/01
	Secondary glazing system	Single light inward opening side hung casement top hung casement	0.574	3.2 ²	0.43	1.5 ²	1	
Series 55 'Level 1'	Secondary glazing system	Single demountable fixed light unit	0.4	3.2 ²	0.4	3.2 ²	1	683a/03
Series 85 'Level 1'	Secondary glazing system	Twin light horizontally sliding casement	0.65	2.6 ²	1.0	3.0 ²	1	683a/05
Series 95 'Level 1'	Secondary glazing system	Twin light vertically sliding casement	1.0	3.0 ^{2,4}	0.65	2.6 ^{2,4}	1	683a/08
Series 42 'Level 2'	Secondary glazing system	Single fixed light unit	0.3	3.0 ²	0.3	2.0 ²	2	683a/11
Series 43 'Level 2'	Secondary glazing system	Single and multi-light demountable fixed light unit	0.3	5.9 ^{2,3}	0.3	5.9 ^{2,3}	2	683a/13
Series 44 'Level 2'	Secondary glazing system	Single light inward opening side hung casement	0.7	2.7	0.45	1.5	2	683a/15
Series 50 'Level 2'	Secondary glazing system	Single light inward opening top hung casement	0.43	1.5 ⁴	0.574	3.2 ⁴	2	683a/02
	Secondary glazing system	Single light inward opening side hung casement	0.574	3.2 ⁴	0.43	1.5 ⁴	2	
Series 55 'Level 2'	Secondary glazing system	Single demountable fixed light unit	0.4	3.2 ⁴	0.4	3.2 ⁴	2	683a/04
Series 85 'Level 2'	Secondary glazing system	Twin light horizontally sliding casement	0.65	2.6 ²	1.0	3.0 ²	2	683a/07
Series 95 'Level 2'	Secondary glazing system	Twin light vertically sliding casement	1.0	3.0 ^{2,4}	0.65	2.6 ^{2,4}	2	683a/09
Series 43 'Level 3'	Secondary glazing system	Single demountable fixed light unit	0.3	3.0 ^{2,3}	0.3	2.0 ^{2,3}	3	683a/16
Series 55 'Level 3'	Secondary glazing system	Single demountable fixed light unit	0.4	3.2	0.4	3.2	3	683a/06

PART 4: SECTION 5.2

SECURITY WINDOWS

A copy of the certificate, confirming the full scope of approval including notes relating to the superscript references in the above table, may be viewed online by clicking on the product name in the associated entry on www.RedBookLive.com

Stafford Bridge Doors Limited

Bedford Road, Pavenham, Bedford MK43 7PS, United Kingdom

Tel: +44 (0)1234 826316 • Fax: +44 (0)1234 826319

E-mail: sales@sbdoors.com • Website: www.surelockmcgillgroup.com/sbd

Certificate No: 516d to LPS 1175: Issue 7

Security Windows

Product Name	Minimum Structural Opening Height (m)	Maximum Structural Opening Height (m)	Minimum Structural Opening Width (m)	Maximum Structural Opening Width (m)	Security Rating	LPCB Ref. No.
Durham SC05	0.3	3.1	0.3	3.1	3	516d/01
Catterick SC05	0.3	3.1	0.3	3.1	3	516d/02
Catterick SD10	1.0	3.1	1.0	3.1	4	516d/03

A copy of the certificate, confirming the full scope of approval including notes relating to the superscript references in the above table, may be viewed online by clicking on the product name in the associated entry on www.RedBookLive.com

The rooflights listed in this section are approved to either:

- LPS 1175 *Requirements and testing procedures for the LPCB certification and listing of intruder resistant building components, strongpoints, security enclosures and free-standing barriers, or*
- LPS 2081 *Requirements and testing procedures for the LPCB approval and listing of building components, strongpoints, security enclosures and free-standing barriers offering resistance to intruders attempting to use stealth to gain entry.*

The products listed in this section are generally designed for use in commercial applications.

LPCB has also published a standard for glazing and security glazing films which employs the principles contained within LPS 1175. LPS 1270 *Requirements and testing procedures for the LPCB approval and listing of intruder resistant security glazing units* covers the resistance to manual attack of the glazing material. It enables specifiers to select new or replacement glazing that affords levels of security equivalent to that of the frame or façade in which it is to be employed.

Duplus Architectural Systems Limited

370 Melton Road, Leicester LE4 7SL, United Kingdom

Tel: +44 (0)116 261 0710 • Fax: +44 (0)116 261 0539

E-mail: sales@duplus.co.uk • Website: www.duplus.co.uk

Certificate No: 1409a to LPS 2081: Issue 1

Fixed and Opening Rooflights

Product Name	Type	Minimum Length ¹ (m)	Maximum Length ¹ (m)	Minimum Width ¹ (m)	Maximum Width ¹ (m)	Security Rating	LPCB Ref. No.
Part Q	Pyramid capless rooflight	0.7	2.0	0.7	2.0	A	1409a/01
	Lantern capless rooflight	0.7	5.8	0.7	2.0	A	
	Pyramid capped rooflight	0.7	2.0	0.7	2.0	A	
	Lantern capped rooflight	1.1	5.8	0.7	2.0	A	
	Square or rectangular fixed rooflight	0.325	3.0	0.325	2.4	A	
	Circular fixed rooflight	N/A	N/A	1.0	2.0	A	
	Hinged rooflight	0.7	1.0	0.7	2.0	A	
	Sliding rooflight	0.9	2.0	0.7	2.0	A	
	Square or rectangular walk on rooflight	0.325	2.0	0.325	1.0	A	
	Part Q+	Pyramid capped rooflight	0.7	2.0	0.7	2.0	
Lantern capped rooflight		1.1	5.8	0.7	2.0	B	
Individual rectangular fixed rooflight		0.325	3.0	0.325	2.4	B	
Individual circular fixed rooflight		N/A	N/A	1.0	2.0	B	
Sliding rooflight		0.9	2.0	0.7	2.0	B	
Square or rectangular walk on rooflight		0.325	2.0	0.325	1.0	B	

A copy of the certificate, confirming the full scope of approval including notes relating to the superscript references in the above table, may be viewed online by clicking on the product name in the associated entry on www.RedBookLive.com

PART 4: SECTION 5.3

ROOFLIGHTS

Glazing Vision Limited

Saw Mills Road, Diss, Norfolk IP22 4RG, United Kingdom

Tel: +44 (0)1379 658300 • Fax: +44 (0)333 8000882

E-mail: sales@glazingvision.co.uk • Website: www.glazingvision.co.uk

Certificate No: 1347a to LPS 2081: Issue 1

Fixed and Hinged Rooflights

Product Name	Type	Minimum Length ¹ (m)	Maximum Length ¹ (m)	Minimum Width ¹ (m)	Maximum Width ¹ (m)	Security Rating	LPCB Ref. No.
Flushglaze Secure	Individual rectangular fixed rooflights ^{2,3}	0.475	4.2 ⁴	0.475	4.2 ⁴	A	1347a/01
	Individual square fixed rooflight ^{2,3}	0.475	2.0	0.475	2.0	A	
	Rooflight formed from multiple units ²	0.4	Unlimited ⁵	0.8	Unlimited ⁵	A	
	Individual circular fixed rooflight	N/A	N/A	0.8	1.686	A	
	Walk on fixed rooflight formed from individual or multiple units	0.45	Unlimited ⁵	0.4	Unlimited ⁵	A	
Octagonal Pyramid Secure	Individual octagonal fixed pyramid rooflight ⁶	N/A	N/A	0.8	2.0	A	1347a/05
Skydoor Secure	Electromechanical hinged rooflight ⁶	1.0	2.1 ⁷	1.3	3.8 ⁷	A	1347a/06
Skyglide Secure	Electromechanical sliding rooflight ⁶	0.9	2.0 ⁸	0.57	1.52 ⁸	A	1347a/07
Skyhatch Secure	Manually operated hinged rooflight ³	1.1	1.1	1.1	2.0	A	1347a/08
	Electromechanical hinged rooflight ³	0.9	1.5	0.9	2.0	A	
Sliding Over Fixed Secure	Electromechanical sliding rooflight ⁶	1.3	3.1 ¹²	1.5	5 ¹²	A	1347a/09
Sliding Over Roof Secure	Electromechanical sliding rooflight ⁶	1.3	3.1 ¹³	0.75	3.69 ¹³	A	1347a/10
Standard Box Secure	Free-standing box rooflight ⁹	1.1	2.4	1.5	4.2	A	1347a/11
	Three-wall box rooflight ⁹	1.1	2.4	1.5	4.2	A	
Standard Pyramid Secure	Individual square fixed pyramid rooflight ⁶	0.6	1.5	0.6	1.5	A	1347a/12
VisionVent Secure	Individual elongated fixed pyramid rooflight ⁶	0.6	1.5	0.65	2.5	A	
	Electromechanical hinged rooflight ⁶	0.81	2.4 ¹⁰	0.845	2.4 ¹⁰	A	1347a/03
	Manually operated hinged rooflight ⁶ (Solo manual)	0.415	2.365 ¹¹	0.415	2.365 ¹¹	A	
	Electromechanical chain-actuated hinged rooflight ⁶	1.0	1.0	1.0	2.2	A	
	Manually operated hinged rooflight ⁶ (Maintenance access hatch)	0.9	1.5	0.9	1.2	A	
X-Vent Secure	Electromechanical hinged rooflight ⁶	1.4	1.4	1.4	1.9	A	1347a/13
Flushglaze Secure+	Individual rectangular fixed rooflights ^{2,3}	0.475	4.2 ⁴	0.475	4.2 ⁴	B	1347a/02
	Individual square fixed rooflight ^{2,3}	0.475	2.0	0.475	2.0	B	
	Rooflight formed from multiple units ^{2,3}	0.4	Unlimited ⁵	0.8	Unlimited ⁵	B	
	Individual circular fixed rooflight	N/A	N/A	0.8	1.686	B	
	Walk on fixed rooflight formed from individual or multiple units	0.45	Unlimited ⁵	0.4	Unlimited ⁵	B	

PART 4: SECTION 5.3

ROOFLIGHTS

Product Name	Type	Minimum Length ¹ (m)	Maximum Length ¹ (m)	Minimum Width ¹ (m)	Maximum Width ¹ (m)	Security Rating	LPCB Ref. No.
Skydoor Secure+	Electromechanical hinged rooflight ⁶	1.0	2.1 ⁷	1.3	3.8 ⁷	B	1347a/14
Skyhatch Secure+	Manually operated hinged rooflight ³	1.1	1.1	1.1	2.0	B	1347a/15
	Electromechanical hinged rooflight ³	0.9	1.5	0.9	2.0	B	
VisionVent Secure+	Electromechanical hinged rooflight ⁶	0.81	2.4 ¹⁰	0.845	2.4 ¹⁰	B	1347a/04
	Manually operated hinged rooflight ⁶ (Maintenance access hatch)	0.9	1.5	0.9	1.2	B	
X-Vent Secure+	Electromechanical hinged rooflight ⁶	1.4	1.4	1.4	1.9	B	1347a/16

A copy of the certificate, confirming the full scope of approval including notes relating to the superscript references in the above table, may be viewed online by clicking on the product name in the associated entry on www.RedBookLive.com

The Rooflight Company

Wychwood Business Centre, Milton Road, Shipton-under-Wychwood, Oxfordshire OX7 6XU, United Kingdom

Tel: +44 (0)1993 833155 • Fax: +44 (0)1993 831066

E-mail: info@therooflightcompany.co.uk • Website: www.therooflightcompany.co.uk

Certificate No: 929b to LPS 1175: Issue 7

Fixed Rooflights

Product Name	Type	Minimum Length (m)	Maximum Length (m)	Minimum Width (m)	Maximum Width (m)	Security Rating	LPCB Ref. No.
neo™ Plateau Secured by Design: Level 1	Fixed rooflight	0.75	2.5	0.75	3.0	1	929b/03
Plateau Secured by Design: Level 2	Fixed rooflight	0.96	1.76	0.96	2.76	2	929b/01
Plateau Secured by Design: Level 3	Fixed rooflight with integral security bars	0.96	0.96	0.96	2.76	3	929b/02

A copy of the certificate, confirming the full scope of approval, may be viewed online by clicking on the product name in the associated entry on www.RedBookLive.com

Certificate No: 929c to LPS 2081: Issue 1

Fixed Rooflights

Product Name	Type	Minimum Length (m)	Maximum Length (m)	Minimum Width (m)	Maximum Width (m)	Security Rating	LPCB Ref. No.
neo™ Plateau Secured by Design: Level A	Fixed rooflight	0.75	2.5	0.75	3.0	A	929c/01
neo™ Plateau Secured by Design: Level B	Fixed rooflight	0.75	2.5	0.75	3.0	B	929c/02

A copy of the certificate, confirming the full scope of approval, may be viewed online by clicking on the product name in the associated entry on www.RedBookLive.com

PART 4: SECTION 5.4

GARAGE DOORS

Theft of equipment from garages is fairly common due to the value of equipment often stored within them and the ease with which burglars can overcome many garage doors. Burglars also target garages that provide access to the inside of the house via internal pedestrian doors because the burglars can:

- Attack the internal doorset unobserved by people in surrounding properties; and/or
- Use tools stored within the garage to aid their entry into the house.

Specifying garage doors that provide proven levels of resistance to forced entry therefore plays an important part in reducing:

- Theft of equipment from garages.
- Theft of items from houses resulting from entry through adjoining garages.

Garage doors approved by LPCB meet the requirements of either:

- LPS 1175 Requirements and testing procedures for the LPCB approval and listing of intruder resistant building components, strongpoints, security enclosures and free-standing barriers.
- LPS 2081 Requirements and testing procedures for the LPCB approval and listing of building components, strongpoints, security enclosures and free-standing barriers offering resistance to intruders attempting to use stealth to gain entry.
- EN 1627 Pedestrian doorsets, windows, curtain walling, grilles and shutters - Burglar resistance - Requirements and classification.

In addition to fitting approved garage doors, specifiers keen to improve the security of their garages should also consider using security enclosures approved to either LPS 1175 or LPS 2081 and fitting intruder detection equipment approved by LPCB and installed by a competent installer.

Aluroll Limited

Unit 12, Artillery Business Park, Park Hall, Oswestry, Shropshire SY11 4AD, United Kingdom

Tel: +44 (0)800 977 8975 • Fax: +44 (0)1691 671 482

E-mail: Andy.Hall@aluroll.co.uk • Website: www.aluroll.co.uk

Certificate No: 931a to LPS 1175: Issue 6

Garage Doors

Product Name	Type	Minimum Structural Opening Height (m)	Maximum Structural Opening Height (m)	Minimum Structural Opening Width (m)	Maximum Structural Opening Width (m)	Maximum Door Area (m ²)	Compatible Locking Devices	Security Rating	LPCB Ref. No.
Elite	Internally face fitted double skin insulated roller shutter	0.9	5.2	0.9	5.0	20	B	1	931a/02

A copy of the certificate, confirming the full scope of approval, may be viewed online by clicking on the product name in the associated entry on www.RedBookLive.com

SWS UK

Hornby Road, Cloughton, Lancaster LA2 9LA, United Kingdom

Tel: +44 (0)1524 772400 • Fax: +44 (0)1524 772411

E-mail: info@swsuk.co.uk • Website: www.swsuk.co.uk

Certificate No: 390b to LPS 1175: Issue 5

PART 4: SECTION 5.4

GARAGE DOORS

Garage Doors

Product Name	Type	Minimum Height (m)	Maximum Height (m)	Minimum Width (m)	Maximum Width (m)	Security Rating	LPCB Ref. No.
SeceuroGlide Excel	Garage door	1.0	3.85	1.5	5.2	1	390b/01

A copy of the certificate, confirming the full scope of approval, may be viewed online by clicking on the product name in the associated entry on www.RedBookLive.com

Certificate No: 390f to LPS 2081: Issue 1

Garage Door

Product Name	Type	Minimum Structural Opening Height (m)	Maximum Structural Opening Height (m)	Minimum Structural Opening Width (m)	Minimum Structural Opening Width (m)	Security Rating	LPCB Ref. No.
SeceuroGlide Classic	Garage door	1.9	3.5	1.5	5.4	A	390f/01

A copy of the certificate, confirming the full scope of approval including notes relating to the superscript references in the above table, may be viewed online by clicking on the product name in the associated entry on www.RedBookLive.com

PART 4: SECTION 5.5

SECURITY GRILLES, BLINDS AND BARSETS

Security grilles, blinds and barsets listed in this section are approved to either:

- LPS 1175 *Requirements and testing procedures for the LPCB certification and listing of intruder resistant building components, strongpoints, security enclosures and free-standing barriers, or*
- EN 1627 *Pedestrian doorsets, windows, curtain walling, grilles and shutters - Burglar resistance - Requirements and classification.*

BenweldSecure Limited

Unit 14A, Hartlebury Trading Estate, Hartlebury, Worcestershire DY10 4JB, United Kingdom

Tel: +44 (0)1299 251750 • Fax: +44 (0)1299 253576

E-mail: sales@benweld.co.uk • Website: www.benweld.co.uk

Certificate No: 1165b to LPS 1175: Issue 7

Security Barsets

Product Name	Type ¹	Minimum Structural Opening Height (m)	Maximum Structural Opening Height (m)	Minimum Structural Opening Width (m)	Maximum Structural Opening Width (m)	Security Rating	LPCB Ref. No.
BSecure SR3	Internally face fixed security barset	0.325	Unlimited ²	0.325	Unlimited ²	3	1165b/01
	Externally face fixed security barset	0.325	Unlimited ²	0.325	Unlimited ²	3	
	Reveal fixed security barset	0.325	Unlimited ²	0.325	Unlimited ²	3	
BSecure SR4	Internally face fixed security barset	0.325	Unlimited ²	0.325	Unlimited ²	4	1165b/02
	Externally face fixed security barset	0.325	Unlimited ²	0.325	Unlimited ²	4	
	Reveal fixed security barset	0.325	Unlimited ²	0.325	Unlimited ²	4	

A copy of the certificate, confirming the full scope of approval including notes relating to the superscript references in the above table, may be viewed online by clicking on the product name in the associated entry on www.RedBookLive.com

Bradbury Security

Unit 6, Atkinson Way, Foxhills Industrial Estate, Scunthorpe DN15 8QJ, United Kingdom

Tel: +44 (0)1724 271999 • Fax: +44 (0)1724 271888

E-mail: sales@bradburyuk.com • Website: www.bradburyuk.com

Certificate No: 312a to LPS 1175: Issue 5

Security Grilles

Product Name	Type	Minimum Height (m)	Maximum Height (m)	Minimum Width (m)	Maximum Width (m)	Security Rating	LPCB Ref. No.
CX2	Single gate collapsible security grille	0.7	3.0	0.4	3.0	1	312a/04
	Double gate collapsible security grille	0.7	3.0	0.4	6.0	1	

A copy of the certificate, confirming the full scope of approval, may be viewed online by clicking on the product name in the associated entry on www.RedBookLive.com

PART 4: SECTION 5.5
SECURITY GRILLES, BLINDS AND BARSETS

Certificate No: 312g to LPS 1175: Issue 7

Security Grilles

Product Name	Type	Minimum Height (m)	Maximum Height (m)	Minimum Width (m)	Maximum Width (m)	Security Rating ¹	LPCB Ref. No.
Extendor Vulcan	Fixed security grille	0.45	3.88	0.3	5.75	2	312g/01
	Single sash collapsible security grille	0.625	2.7	0.39	5.75	2+	
	Double sash collapsible security grille	0.625	2.7	0.44	11.5 ²	2+	
	Single sash flexi collapsible security grille	0.625	2.7	0.39	5.75	2+	
	Double sash flexi collapsible security grille	0.625	2.7	0.44	Unlimited ²	2+	
Vertex SR2	Single sash collapsible security grille	1.631	3.59	1.8	Unlimited	2	312g/02
	Double sash collapsible security grille	1.631	3.59	3.3	Unlimited	2	
Vertex SR3	Single sash collapsible security grille	1.631	3.59	1.8	Unlimited	3	312g/03
	Double sash collapsible security grille	1.631	3.59	3.3	Unlimited	3	

A copy of the certificate, confirming the full scope of approval including notes relating to the superscript references in the above table, may be viewed online by clicking on the product name in the associated entry on www.RedBookLive.com

Certificate No: 312i to LPS 1175: Issue 6

Security Grilles

Product Name	Type	Minimum Height (m)	Maximum Height (m)	Minimum Width (m)	Maximum Width (m)	Security Rating	LPCB Ref. No.
Extendor Eclipse	Fixed security grille	0.5	3.58	0.3	5.75	3	312i/01
	Single sash collapsible security grille	0.625	2.7	0.39	5.75	3	
	Double sash collapsible security grille	0.625	2.7	0.44	11.5 ¹	3	
	Flexi single and multiple sash collapsible security grille	0.625	2.7	0.44	Unlimited ¹	3	

A copy of the certificate, confirming the full scope of approval including notes relating to the superscript references in the above table, may be viewed online by clicking on the product name in the associated entry on www.RedBookLive.com

Certificate No: 312k to LPS 1175: Issue 7

Security Barsets

Product Name	Type ¹	Minimum Structural Opening Height (m)	Maximum Structural Opening Height (m)	Minimum Structural Opening Width (m)	Maximum Structural Opening Width (m)	Security Rating	LPCB Ref. No.
'Spartan ² '	Internally face fixed security barset	0.3	Unlimited ²	0.3	Unlimited ²	2	312k/01
	Externally face fixed security barset	0.3	Unlimited ²	0.3	Unlimited ²	2	

PART 4: SECTION 5.5

SECURITY GRILLES, BLINDS AND BARSETS

Product Name	Type ¹	Minimum Structural Opening Height (m)	Maximum Structural Opening Height (m)	Minimum Structural Opening Width (m)	Maximum Structural Opening Width (m)	Security Rating	LPCB Ref. No.
'Spartan ³ '	Reveal fixed security barset	0.4	Unlimited ²	0.4	Unlimited ²	2	312k/02
	Internally face fixed security barset	0.3	Unlimited ²	0.3	Unlimited ²	3	
	Externally face fixed security barset	0.3	Unlimited ²	0.3	Unlimited ²	3	
	Reveal fixed security barset	0.4	Unlimited ²	0.4	Unlimited ²	3	

A copy of the certificate, confirming the full scope of approval including notes relating to the superscript references in the above table, may be viewed online by clicking on the product name in the associated entry on www.RedBookLive.com

Burton Safes Limited

Units 20-28, Brockholes Business Park, Rock Mill Road, Brockholes, Holmfirth HD9 7BN, United Kingdom

Tel: +44 (0)1484 663388 • Fax: +44 (0)1484 666338

E-mail: enquiries@burtonsafes.co.uk • Website: www.burtonsafes.co.uk

Certificate No: 1000d to LPS 1175: Issue 7

Security Grilles

Product Name	Type	Minimum Height (m)	Maximum Height (m)	Minimum Width (m)	Maximum Width (m)	Security Rating ¹	LPCB Ref. No.
Ajax SR2	Fixed security grille	0.45	3.88	0.3	5.75	2	1000d/01
	Single sash collapsible security grille	0.625	2.7	0.39	5.75	2+	
	Double sash collapsible security grille	0.625	2.7	0.44	11.5 ²	2+	
	Single sash flexi collapsible security grille	0.625	2.7	0.39	5.75	2+	
	Double sash flexi collapsible security grille	0.625	2.7	0.44	Unlimited ²	2+	

A copy of the certificate, confirming the full scope of approval including notes relating to the superscript references in the above table, may be viewed online by clicking on the product name in the associated entry on www.RedBookLive.com

Certificate No: 1000f to LPS 1175: Issue 6

Security Grilles

Product Name	Type	Minimum Height (m)	Maximum Height (m)	Minimum Width (m)	Maximum Width (m)	Security Rating	LPCB Ref. No.
Ajax SR3	Fixed security grille	0.5	3.58	0.3	5.75	3	1000f/01
	Single sash collapsible security grille	0.625	2.7	0.39	5.75	3	
	Double sash collapsible security grille	0.625	2.7	0.44	11.5 ¹	3	
	'Flexi' single and multiple sash collapsible security grille	0.625	2.7	0.44	Unlimited ¹	3	

A copy of the certificate, confirming the full scope of approval including notes relating to the superscript references in the above table, may be viewed online by clicking on the product name in the associated entry on www.RedBookLive.com

Certificate No: 1000h to LPS 1175: Issue 7

PART 4: SECTION 5.5
SECURITY GRILLES, BLINDS AND BARSETS

Security Barsets

Product Name	Type ¹	Minimum Structural Opening Height (m)	Maximum Structural Opening Height (m)	Minimum Structural Opening Width (m)	Maximum Structural Opening Width (m)	Security Rating	LPCB Ref. No.
Typhon SR2	Internally face fixed security barset	0.3	Unlimited ²	0.3	Unlimited ²	2	1000h/01
	Externally face fixed security barset	0.3	Unlimited ²	0.3	Unlimited ²	2	
	Reveal fixed security barset	0.4	Unlimited ²	0.4	Unlimited ²	2	
Typhon SR3	Internally face fixed security barset	0.3	Unlimited ²	0.3	Unlimited ²	3	1000h/02
	Externally face fixed security barset	0.3	Unlimited ²	0.3	Unlimited ²	3	
	Reveal fixed security barset	0.4	Unlimited ²	0.4	Unlimited ²	3	

A copy of the certificate, confirming the full scope of approval including notes relating to the superscript references in the above table, may be viewed online by clicking on the product name in the associated entry on www.RedBookLive.com

Liddle Doors Limited

Wagonway Road Industrial Estate, Hebburn, Tyne and Wear NE31 1SP, United Kingdom

Tel: +44 (0)191 483 5449 • Fax: +44 (0)191 489 0698

E-mail: liddle@liddledoors.co.uk • Website: www.liddledoors.co.uk

Certificate No: 442d to LPS 1175: Issue 6

Fixed Security Barsets

Product Name	Type	Minimum Structural Opening Height (m)	Maximum Structural Opening Height (m)	Minimum Structural Opening Width (m)	Maximum Structural Opening Width (m)	Security Rating	LPCB Ref. No.
Liddle Series 2 security bar set	Reveal mounted security barset	0.4	3.0	0.4	3.0	2	442d/01
	Internally or externally face fixed security barset	0.1	2.54	0.1	2.54	2	
Liddle Series 3 security bar set	Reveal mounted security barset	0.4	3.0	0.4	3.0	3	442d/02
	Internally or externally face fixed security barset	0.1	2.54	0.1	2.54	3	

A copy of the certificate, confirming the full scope of approval, may be viewed online by clicking on the product name in the associated entry on www.RedBookLive.com

Certificate No: 442j to LPS 1175: Issue 7

PART 4: SECTION 5.5

SECURITY GRILLES, BLINDS AND BARSETS

Fixed Security Barsets

Product Name	Type	Minimum Structural Opening Height (m)	Maximum Structural Opening Height (m)	Minimum Structural Opening Width (m)	Maximum Structural Opening Width (m)	Security Rating	LPCB Ref. No.
LD SR4 Barset	Internally face fixed security barset ^{1,2}	0.325	2.54	0.325	2.54	4	442j/01
	Reveal mounted security barset ¹	0.325	3.0	0.325	3.0	4	

A copy of the certificate, confirming the full scope of approval including notes relating to the superscript references in the above table, may be viewed online by clicking on the product name in the associated entry on www.RedBookLive.com

PSF Wales Limited

Llys Rhiannon, Cil Yr Ychen Industrial Estate, Landeilo Road, Llandybie, Ammanford, Carmarthenshire SA18 3GY, United Kingdom

Tel: +44 (0)1269 851777 • Fax: +44 (0)1269 851747

E-mail: sales@psfwales.co.uk • Website: www.psfwales.co.uk

Certificate No: 953g to LPS 1175: Issue 7

Individual and Modular Barsets

Product Name	Type	Minimum Structural Opening Height (m)	Maximum Structural Opening Height (m)	Minimum Structural Opening Width (m)	Maximum Structural Opening Width (m)	Security Rating	LPCB Ref. No.
Centaur SR2	Internal or external face fixed security barset	0.325	1.1	0.325	1.1	2	953g/01
	Reveal mounted security barset	0.325	1.1	0.325	1.1	2	
	Modular internal or external face fixed security barset ¹	0.325	Unlimited ²	0.325	Unlimited ²	2	
	Modular reveal mounted security barset ¹	0.325	Unlimited ²	0.325	Unlimited ²	2	
Centaur SR3	Internal or external face fixed security barset	0.325	1.1	0.325	1.1	3	953g/02
	Reveal mounted security barset	0.325	1.1	0.325	1.1	3	
	Modular internal or external face fixed security barset ¹	0.325	Unlimited ²	0.325	Unlimited ²	3	
	Modular reveal mounted security barset ¹	0.325	Unlimited ²	0.325	Unlimited ²	3	
Centaur SR4	Internal or external face fixed security barset	0.325	1.1	0.325	1.1	4	953g/03
	Reveal mounted security barset	0.325	1.1	0.325	1.1	4	
	Modular internal or external face fixed security barset ¹	0.325	Unlimited ²	0.325	Unlimited ²	4	
	Modular reveal mounted security barset ¹	0.325	Unlimited ²	0.325	Unlimited ²	4	

A copy of the certificate, confirming the full scope of approval including notes relating to the superscript references in the above table, may be viewed online by clicking on the product name in the associated entry on www.RedBookLive.com

Simbars (UK) Limited

46 Ashton Vale Road, Ashton, Bristol BS3 2HQ, United Kingdom

Tel: +44 (0)117 953 1444 • Fax: +44 (0)117 963 1444

E-mail: info@simbars.co.uk • Website: www.simbars.co.uk

Certificate No: 932a to LPS 1175: Issue 6

Fixed Security Barsets

Product Name	Type	Minimum Structural Opening Height (m)	Maximum Structural Opening Height (m)	Minimum Structural Opening Width (m)	Maximum Structural Opening Width (m)	Security Rating	LPCB Ref. No.
Simbars security bars sets SR4	Reveal mounted security barset	0.225	8.0	0.225	6.0	4	932a/02
	Internally face fixed security barset	0.227	7.54	0.29	5.54	4	

A copy of the certificate, confirming the full scope of approval, may be viewed online by clicking on the product name in the associated entry on www.RedBookLive.com

Southern Grille & Gate Limited

Unit 4, Eagle Trading Estate, 29 Willow Lane, Mitcham, Surrey CR4 4UY, United Kingdom

Tel: +44 (0)208 640 9989 • Fax: +44 (0)208 640 4108

E-mail: sales@sggltd.co.uk • Website: www.sgtrade.co.uk

Certificate No: 1037a to LPS 1175: Issue 7

Security Grilles

Product Name	Type	Minimum Height (m)	Maximum Height (m)	Minimum Width (m)	Maximum Width (m)	Security Rating	LPCB Ref. No.
Titan One	Single sash collapsible security grille	0.9	3.0	0.5	3.0	1	1037a/01
	Double sash collapsible security grille	0.9	3.0	1.0	6.0	1	

A copy of the certificate, confirming the full scope of approval, may be viewed online by clicking on the product name in the associated entry on www.RedBookLive.com

Steelway Fensecure Limited

Queensgate Works, Bilston Road, Wolverhampton, West Midlands WV2 2NJ, United Kingdom

Tel: +44 (0)121 521 4521 • Fax: +44 (0)121 521 4551

E-mail: sales@steelwaybrickhouse.co.uk • Website: www.steelway.co.uk

Certificate No: 1071g to LPS 1175: Issue 7

PART 4: SECTION 5.5

SECURITY GRILLES, BLINDS AND BARSETS

Fixed Security Barsets

Product Name	Product Type	Installation	Minimum Height (m)	Maximum Height (m)	Minimum Width (m)	Maximum Width (m)	Security Rating	LPCB Ref. No.
Steelway Anti-Intruder	Individual security barset	Reveal mounted	0.55	2.1	0.55	2.1	3	1071g/01
	Individual security barset	External face fixed	0.45	2.0	0.45	2.0	3	
	Individual security barset	Internal face fixed	0.45	2.0	0.45	2.0	3	
	Modular security barset	Reveal mounted	0.55	Unlimited ¹	0.55	Unlimited ¹	3	
	Modular security barset	External face fixed	0.45	Unlimited ¹	0.45	Unlimited ¹	3	
	Modular security barset	Internal face fixed	0.45	Unlimited ¹	0.45	Unlimited ¹	3	

A copy of the certificate, confirming the full scope of approval including notes relating to the superscript references in the above table, may be viewed online by clicking on the product name in the associated entry on www.RedBookLive.com

Sunray Engineering Limited

Kingsnorth Industrial Estate, Wotton Road, Ashford, Kent TN23 6LL, United Kingdom

Tel: +44 (0)1233 639039 • Fax: +44 (0)1233 625137

E-mail: sales@sunraydoors.co.uk • Website: www.sunraydoors.co.uk

Certificate No: 234h to LPS 1175: Issue 7

Fixed Security Barsets

Product Name	Type	Minimum Structural Opening Height (m)	Maximum Structural Opening Height (m)	Minimum Structural Opening Width (m)	Maximum Structural Opening Width (m)	Security Rating	LPCB Ref. No.
ExcluGrille 3	Internal face fixed security barset	0.325	2.5	0.325	3.0	3	234h/01
	External face fixed security barset	0.325	2.5	0.325	3.0	3	
	Reveal mounted security barset	0.370	2.5	0.325	3.0	3	
ExcluGrille 4	Internal face fixed security barset	0.475 ¹	2.5	0.325	3.0	4	234h/02
	External face fixed security barset	0.475 ¹	2.5	0.325	3.0	4	
	Reveal mounted security barset	0.685	2.5	0.685	3.0	4	

A copy of the certificate, confirming the full scope of approval including notes relating to the superscript references in the above table, may be viewed online by clicking on the product name in the associated entry on www.RedBookLive.com

SWS UK

Hornby Road, Cloughton, Lancaster LA2 9LA, United Kingdom

Tel: +44 (0)1524 772400 • Fax: +44 (0)1524 772411

E-mail: info@swsuk.co.uk • Website: www.swsuk.co.uk

Certificate No: 390d to LPS 1175: Issue 7

Security Grilles

Product Name	Type	Minimum Height (m)	Maximum Height (m)	Minimum Width (m)	Maximum Width (m)	Security Rating	LPCB Ref. No.
SeceuroGuard 1001	Single gate collapsible security grille	1	3	0.4	Unlimited	1	390d/01
	Double gate collapsible security grille	1	3	0.5	Unlimited	1	
SeceuroGuard 1001 "Fixed"	Fixed security grille	1	3	0.4	Unlimited	1	
SeceuroGuard 1001 "Floating"	Single and multiple gate collapsible security grille	1	3	0.4	Unlimited	1	
SeceuroGuard 1001s	Single gate collapsible security grille	1	3	0.4	Unlimited	1	390d/02
	Double gate collapsible security grille	1	3	0.5	Unlimited	1	
SeceuroGuard 1001s "Fixed"	Fixed security grille	1	3	0.4	Unlimited	1	
SeceuroGuard 1001s "Floating"	Single and multiple gate collapsible security grille	1	3	0.4	Unlimited	1	

A copy of the certificate, confirming the full scope of approval, may be viewed online by clicking on the product name in the associated entry on www.RedBookLive.com

Technocover Limited (incorporating TechnoRail and Strataform)

Henfaes Lane, Welshpool, Powys SY21 7BE, United Kingdom

Tel: +44 (0)1938 555511 • Fax: +44 (0)1938 555527

E-mail: techadvice@technocover.co.uk • Website: www.technocover.co.uk

Certificate No: 450m to LPS 1175: Issue 7

Fixed Security Barsets

Product Name	Type	Minimum Structural Opening Height (m)	Maximum Structural Opening Height (m)	Minimum Structural Opening Width (m)	Maximum Structural Opening Width (m)	Security Rating	LPCB Ref. No.
Type WB/DV/3 UltraSecure Window Bar Set	Reveal mounted security barset ¹	0.4	Unlimited ²	0.4	Unlimited ²	3	450m/01
	Internally face fixed security barset ¹	0.4	Unlimited ²	0.4	Unlimited ²	3	
Type WB/DV/4 UltraSecure Window Bar Set	Reveal mounted security barset ¹	0.4	Unlimited ²	0.4	Unlimited ²	4	450m/02

PART 4: SECTION 5.5

SECURITY GRILLES, BLINDS AND BARSETS

Product Name	Type	Minimum Structural Opening Height (m)	Maximum Structural Opening Height (m)	Minimum Structural Opening Width (m)	Maximum Structural Opening Width (m)	Security Rating	LPCB Ref. No.
	Internally face fixed security barset ¹	0.4	Unlimited ²	0.4	Unlimited ²	4	

A copy of the certificate, confirming the full scope of approval including notes relating to the superscript references in the above table, may be viewed online by clicking on the product name in the associated entry on www.RedBookLive.com

The Expanded Metal Company Limited

P.O.Box 14, Longhill Industrial Estate (North), Hartlepool TS25 1PR, United Kingdom

Tel: +44 (0)1429 867 388 • Fax: +44 (0)1429 866 795

E-mail: sales@exmesh.co.uk • Website: www.exmeshsecurity.co.uk

Certificate No: 731d to LPS 1175: Issue 6

Fixed Security Window Guard

Product Name	Type	Minimum Structural Opening Height (m)	Maximum Structural Opening Height (m)	Minimum Structural Opening Width (m)	Maximum Structural Opening Width (m)	Security Rating	LPCB Ref. No.
Class 3 Window Guard	Rectangular security window guards with square vertical bars ¹	0.5	4.0	0.5	2.0	3	731d/01
	Rectangular security window guards with round vertical bars ²	0.5	4.0	0.5	2.0	3	731d/02

A copy of the certificate, confirming the full scope of approval including notes relating to the superscript references in the above table, may be viewed online by clicking on the product name in the associated entry on www.RedBookLive.com

Trellicor (Pty) Limited

20 Aberdare Drive, Phoenix Industrial Park, Durban, South Africa

Tel: +27 31 5080800 • Fax: +27 31 507 2129/3973

Certificate No: 474a to LPS 1175: Issue 5

Security Grilles

Product Name	Model	Type	Minimum Height (m)	Minimum Width (m)	Maximum Height (m)	Maximum Width (m)	Security Rating	LPCB Ref. No.
Trellidor Trojan II - T1000	Standard	Single gate collapsible security grille	1.195	1.0	3.0	5.0	2	474a/04
		Single gate collapsible security grille	1.195	1.0	3.0	5.0	2	
	Fixture	Single gate collapsible security grille	1.195	1.0	3.0	5.0	2	
		Double gate collapsible security grille	1.195	2.0	3.0	10.0	2	

PART 4: SECTION 5.5
SECURITY GRILLES, BLINDS AND BARSETS

Product Name	Model	Type	Minimum Height (m)	Minimum Width (m)	Maximum Height (m)	Maximum Width (m)	Security Rating	LPCB Ref. No.
Trellidor Trojan II EMESC - T1000	Double flexi	Double gate collapsible security grille	1.195	2.0	3.0	10.0	2	
	Standard	Single gate collapsible security grille	1.780	1.0	3.0	5.0	2	474a/05
	Flexi	Single gate collapsible security grille	1-780	1.0	3.0	5.0	2	
	Double	Double gate collapsible security grille	1.780	2.0	3.0	10.0	2	
	Double flexi	Double gate collapsible security grille	1.780	2.0	3.0	10.0	2	

A copy of the certificate, confirming the full scope of approval, may be viewed online by clicking on the product name in the associated entry on www.RedBookLive.com

Certificate No: 474b to LPS 1175: Issue 6

Security grilles

Product Name	Model	Type	Minimum Height (m)	Minimum Width (m)	Maximum Height (m)	Maximum Width (m)	Security Rating	LPCB Ref. No.
Trellidor Plus - T900	Standard	Single gate collapsible security grille	0.945	0.6	3.0	5.0	1	474b/01
	Flexi	Single gate collapsible security grille	0.945	1.0	3.0	5.0	1	
	Fixture	Single gate collapsible security grille	0.945	0.6	3.0	5.0	1	
	Double	Double gate collapsible security grille	0.945	1.0	3.0	10.0	1	

A copy of the certificate, confirming the full scope of approval, may be viewed online by clicking on the product name in the associated entry on www.RedBookLive.com

Certificate No: 474d to LPS 1175: Issue 7

Security Grilles

Product Name	Type	Minimum Structural Opening Height (m)	Maximum Structural Opening Height (m)	Minimum Structural Opening Width (m)	Maximum Structural Opening Width (m)	Security Rating	LPCB Ref. No.
Trojan 3 EMESC T3000	Single leaf collapsible grille ¹	2.2	3.63	1.0	Unlimited	3	474d/01
	Double leaf collapsible grille ¹	2.2	3.63	1.0	Unlimited	3	
	Side-by-side collapsible grille ²	2.2	3.63	1.0	Unlimited	3	

A copy of the certificate, confirming the full scope of approval including notes relating to the superscript references in the above table, may be viewed online by clicking on the product name in the associated entry on www.RedBookLive.com

PART 4: SECTION 5.6

SECURITY SHUTTERS

Security shutters listed in this section which provide resistance to manual forced entry are approved to either:

- LPS 1175 *Requirements and testing procedures for the LPCB certification and listing of intruder resistant building components, strongpoints, security enclosures and free-standing barriers, or*
- EN 1627 *Pedestrian doorsets, windows, curtain walling, grilles and shutters - Burglar resistance - Requirements and classification.*

Security shutters listed in this section which provide ballistic resistance are approved to:

- BS EN 1522 *Windows, doors, shutters and blinds - Bullet resistance - Requirements and classification*

LPCB also issues approvals covering other aspects of shutter performance including fire resistance.

Aluroll Limited

Unit 12, Artillery Business Park, Park Hall, Oswestry, Shropshire SY11 4AD, United Kingdom

Tel: +44 (0)800 977 8975 • Fax: +44 (0)1691 671 482

E-mail: Andy.Hall@aluroll.co.uk • Website: www.aluroll.co.uk

Certificate No: 931a to LPS 1175: Issue 6

Security Shutters

Product Name	Type	Minimum Structural Opening Height (m)	Maximum Structural Opening Height (m)	Minimum Structural Opening Width (m)	Maximum Structural Opening Width (m)	Maximum Door Area (m ²)	Compatible Locking Devices	Security Rating	LPCB Ref. No.
E37 Elite	Externally face fitted double skin aluminium roller shutter	0.9	4.0	0.77	3.0	8.5	A	1	931a/01
	Internally face fitted double skin aluminium roller shutter	0.9	4.0	0.77	3.0	8.5	B	1	
T77 Elite (1)	Internally face fitted double skin insulated roller shutter	0.9 ²	5.2	0.9	5.0	20	B	1	931a/02
V77 Elite	Internally face fitted aluminium roller shutter with vision slats	0.9 ²	5.2	0.9	5.0	25	B	2	931a/03
E77 Elite	Internally face fitted aluminium roller shutter	0.9 ²	5.2	0.9	5.0	25	B	2	931a/04

A copy of the certificate, confirming the full scope of approval including notes relating to the superscript references in the above table, may be viewed online by clicking on the product name in the associated entry on www.RedBookLive.com

Certificate No: 931b to LPS 1175: Issue 7

Security Shutters

Product Name	Type	Minimum Structural Opening Height (m)	Maximum Structural Opening Height (m)	Minimum Structural Opening Width (m)	Maximum Structural Opening Width (m)	Security Rating ¹	LPCB Ref. No.
P76 Elite	Internally face fitted roller shutter	1.5	7.0	1.0	7.0	1	931b/01
	Reveal fitted roller shutter	1.5	7.0	1.0	7.0	1	931b/02
S76 Elite	Internally face fitted roller shutter	1.5	7.0	1.0	7.0	2	931b/03
	Reveal fitted roller shutter	1.5	7.0	1.0	7.0	2	931b/04
I100 Elite SR3	Internally face fitted roller shutter	1.5	5.0	1.0	7.0	3	931b/05
I100 Elite SR4	Internally face fitted roller shutter	1.5	5.0	1.0	7.0	4	931b/06

A copy of the certificate, confirming the full scope of approval including notes relating to the superscript references in the above table, may be viewed online by clicking on the product name in the associated entry on www.RedBookLive.com

Armourpost Limited

Unit 14 Saltmeadows Road, East Gateshead Industrial Estate, Gateshead, Tyne and Wear NE8 3AH, United Kingdom

Tel: +44 (0)1914 787878

E-mail: sales@armourpost.com • Website: www.armourpost.com

Certificate No: 1137a to LPS 1175: Issue 7

Security Shutters

Product Name	Type	Security Rating ¹	LPCB Ref. No.
Defender SR2	Roller shutter with insulated steel lath	2	1137a/02
	Roller shutter with perforated steel lath	2	
	Roller shutter with solid steel lath	2	
Rolux SR3-SOL	Roller shutter with reinforced aluminium lath	3	1137a/01

A copy of the certificate, confirming the full scope of approval including notes relating to the superscript references in the above table, may be viewed online by clicking on the product name in the associated entry on www.RedBookLive.com

Arrow Industrial Ltd

Park Mill Way, Clayton West Industrial Estate, Huddersfield, West Yorkshire HD8 9XJ, United Kingdom

Tel: +44 (0)1484 861112 • Fax: +44 (0)1484 861056

E-mail: info@arrow-industrial.co.uk • Website: www.arrow-industrial.co.uk

Certificate No: 1428a to LPS 1175: issue 7

Security Shutters

Product Name	Type	Security Rating ¹	LPCB Ref. No.
INVICTUS 1	Roller shutter with solid and/or perforated steel laths	1	1428a/01
INVICTUS 2	Roller shutter with solid steel laths	2	1428a/02
INVICTUS 3	Roller shutter with single skin aluminium laths	3	1428a/03
INVICTUS 4	Roller shutter with alternating single and double skin aluminium laths	4	1428a/04

A copy of the certificate, confirming the full scope of approval including notes relating to the superscript references in the above table, may be viewed online by clicking on the product name in the associated entry on www.RedBookLive.com

PART 4: SECTION 5.6

SECURITY SHUTTERS

Ascot Doors Limited

Britannia Way Industrial Park, Union Road, Bolton BL2 2HE, United Kingdom

Tel: +44 (0)1204 545801 • Fax: +44 (0)1204 545800

E-mail: sales@ascotdoors.co.uk • Website: www.ascotdoors.co.uk

Certificate No: 131b to LPS 1175: Issue 3

Security Shutters

Product Name	Type	Minimum Height (m)	Maximum Height (m)	Minimum Width (m)	Maximum Width (m)	Security Rating	LPCB Ref. No.
A320	Rolling shutter	2	7	2.5	9	4	131b/01

A copy of the certificate, confirming the full scope of approval, may be viewed online by clicking on the product name in the associated entry on www.RedBookLive.com

Certificate No: 131e to LPS 1175: Issue 6

Security Shutters

Product Name	Model	Type	Security Rating	LPCB Ref. No.
Centurion	A305SS-EX	Roller shutter with solid single skin steel lath	1	131e/01
	A305PS-EX	Roller shutter with perforated single skin steel lath	1	131e/02
	A305SA-EX	Roller shutter with solid single skin aluminium lath	1	131e/03
	A305PA-EX	Roller shutter with punched aluminium lath	1	131e/04
	A305PG-EX	Roller shutter with punched and glazed aluminium lath	1	131e/05
	A310SS-EX	Roller shutter with solid single skin steel lath	2	131e/06

A copy of the certificate, confirming the full scope of approval, may be viewed online by clicking on the product name in the associated entry on www.RedBookLive.com

Certificate No: 131f to LPS 1175: Issue 7

Security Shutters

Product Name	Model	Type	Security Rating	LPCB Ref. No.
Centurion	A305SS	Roller shutter with solid single skin steel lath	1	131f/01
	A305PS	Roller shutter with perforated single skin steel lath	1	131f/02
	A305SA	Roller shutter with solid single skin aluminium lath	1	131f/03
	A305PA	Roller shutter with punched aluminium lath	1	131f/04
	A305PG	Roller shutter with punched and glazed aluminium lath	1	131f/05
	A310SS	Roller shutter with solid single skin steel lath	2	131f/06
	A311	Insulated roller shutter	2	131f/08
	A315	Roller shutter with reinforced double skin aluminium lath	3	131f/07
	A316	Roller shutter with double skin insulated lath	3	131f/09
	A321	Roller shutter with reinforced double skin steel lath	4	131f/10

A copy of the certificate, confirming the full scope of approval, may be viewed online by clicking on the product name in the associated entry on www.RedBookLive.com

CGT Security Limited

Innovation House, Boulton Road, Reading, Berkshire RG2 0NH, United Kingdom

Tel: +44 (0)330 024 9409

E-mail: sales@cgtsecurity.com • Website: www.cgtsecurity.com

Certificate No: 1396a to LPS 1175: Issue 7

Security Shutters

Product Name	Model	Type	Minimum Structural Opening Height (m)	Maximum Structural Opening Height (m)	Minimum Structural Opening Width (m)	Maximum Structural Opening Width (m)	Security Rating	LPCB Ref. No.
Xonar	842	Built-in roller shutter incorporating solid and/or perforated laths	2.0	6.0	1.0	6.0	2	1396a/01
	942	Internally or externally face fitted roller shutter incorporating solid and/or perforated laths	2.0	6.0	1.0	8.0	2	1396a/02
	843	Built-in roller shutter incorporating solid and/or perforated laths	2.0	6.0	1.0	6.0	3	1396a/03
	943	Internally or externally face fitted roller shutter incorporating solid and/or perforated laths	2.0	6.0	1.0	8.0	3	1396a/04
	964	Internally face fitted roller shutter incorporating solid laths	1.0	6.0	1.0	6.0	4	1396a/05
	964	Externally face fitted roller shutter incorporating solid laths	1.8	6.0	1.0	6.0	4	

A copy of the certificate, confirming the full scope of approval, may be viewed online by clicking on the product name in the associated entry on www.RedBookLive.com

Charter Global Limited

Innovation House, Boulton Road, Reading, Berkshire RG2 0NH, United Kingdom

Tel: +44 (0) 845 050 8705 • Fax: +44 (0) 845 050 8707

E-mail: enquiries@charter-global.com • Website: www.charter-global.com

Certificate No: 1075a to LPS 1175: Issue 7

Security Shutters

Product Name	Model	Type	Minimum Structural Opening Height (m)	Maximum Structural Opening Height (m)	Minimum Structural Opening Width (m)	Maximum Structural Opening Width (m)	Security Rating	LPCB Ref. No.
Obexion	UD SR2	Internally or externally face fitted roller shutter incorporating solid and/or perforated laths	2.0	6.0	1.0	8.0	2	1075a/01
	UD SR3	Internally or externally face fitted roller shutter incorporating solid and/or perforated laths	2.0	6.0	1.0	8.0	3	1075a/02
	MD SR4	Internally face fitted roller shutter incorporating solid laths	1.0	6.0	1.0	6.0	4	1075a/05

PART 4: SECTION 5.6

SECURITY SHUTTERS

Product Name	Model	Type	Minimum Structural Opening Height (m)	Maximum Structural Opening Height (m)	Minimum Structural Opening Width (m)	Maximum Structural Opening Width (m)	Security Rating	LPCB Ref. No.
	MD SR4	Externally face fitted roller shutter incorporating solid laths	1.8	6.0	1.0	6.0	4	
	MD SR5	Internally face fitted roller shutter incorporating solid laths	1.0	6.0	1.0	6.0	5	1075a/06
Integr8	SR2 180LS Ultra	Built-in roller shutter incorporating solid and/or perforated laths	2.0	6.0	1.0	6.0	2	1075a/03
	SR2 180C Ultra	Internally or externally face fitted roller shutter incorporating solid and/or perforated laths	2.0	6.0	1.0	8.0	2	1075a/07
	SR3 180LS Ultra	Built-in roller shutter incorporating solid and/or perforated laths	2.0	6.0	1.0	6.0	3	1075a/04
	SR3 180C Ultra	Internally or externally face fitted roller shutter incorporating solid and/or perforated laths	2.0	6.0	1.0	8.0	3	1075a/08

A copy of the certificate, confirming the full scope of approval, may be viewed online by clicking on the product name in the associated entry on www.RedBookLive.com

Fortress Protec Limited

6 Trench Road, HydePark Industrial Estate, Mallusk, Newtownabbey, Northern Ireland BT36 4TY, United Kingdom

Tel: +44 (0)28 9034 2655 • Fax: +44 (0)28 9034 2651

E-mail: info@fortress-sefa.com • Website: www.fortressdoors.com

Certificate No: 1236b to LPS 1175: Issue 7

Security Shutters

Product Name	Type	Minimum Structural Opening Height (m)	Maximum Structural Opening Height (m)	Minimum Structural Opening Width (m)	Maximum Structural Opening Width (m)	Security Rating	LPCB Ref. No.
Axalux	Internally face fitted roller shutter with double skin steel laths	0.5	12.0	0.5	7.0	3	1236b/01

A copy of the certificate, confirming the full scope of approval, may be viewed online by clicking on the product name in the associated entry on www.RedBookLive.com

Harlech Industrial Doors Limited

Unit 8 Curran Industrial Estate, Curran Road, Cardiff, Cardiff CF10 5DF, United Kingdom

Tel: +44 (0)800 834 347 • Fax: +44 (0)2920 359 233

E-mail: info@harlechdoors.net • Website: www.harlechdoors.net

Certificate No: 1282a to LPS 1175: Issue 7

Security Shutters

Product Name	Model	Type	Minimum Structural Opening Height (m)	Maximum Structural Opening Height (m)	Minimum Structural Opening Width (m)	Maximum Structural Opening Width (m)	Security Rating	LPCB Ref. No.
Crime-guard	Level 1	Internally face fitted roller shutter	1	10	1	10	1	1282a/01
	Level 2	Internally face fitted roller shutter	1	10	1	10	2	1282a/02
	Level 3	Internally face fitted roller shutter	1	10	1	10	3	1282a/03
	Level 4	Internally face fitted roller shutter	1	10	1	15	4	1282a/04

A copy of the certificate, confirming the full scope of approval, may be viewed online by clicking on the product name in the associated entry on www.RedBookLive.com

Hart Door Systems

Redburn Road, Westerhope Industrial Estate, Westerhope, Newcastle upon Tyne NE5 1PJ, United Kingdom

Tel: +44 (0)191 214 0404 • Fax: +44 (0)191 271 1611

E-mail: info@hartdoors.com • Website: www.hartdoors.com

Certificate No: 016c to LPS 1175: Issue 7

Security Shutter

Product Name	Type	Security Rating ¹	LPCB Ref. No.
Terror Screen SR1	Internally face filled roller shutter	1	016c/02
Terror Screen SR2	Internally face filled roller shutter	2	016c/03
Terror Screen SR3	Internally face filled roller shutter	3	016c/04
Terror Screen SR4	Internally face filled roller shutter	4	016c/01

A copy of the certificate, confirming the full scope of approval including notes relating to the superscript references in the above table, may be viewed online by clicking on the product name in the associated entry on www.RedBookLive.com

SWS UK

Hornby Road, Cloughton, Lancaster LA2 9LA, United Kingdom

Tel: +44 (0)1524 772400 • Fax: +44 (0)1524 772411

E-mail: info@swsuk.co.uk • Website: www.swsuk.co.uk

Certificate No: 390a to LPS 1175: Issue 5.3

PART 4: SECTION 5.6

SECURITY SHUTTERS

Security Shutters

Product Name	Type	Minimum Height (m)	Maximum Height (m)	Minimum Width (m)	Maximum Width (m)	Security Rating	LPCB Ref. No.
SeceuroShield 3801	Roller shutter with solid laths	0.9	4.0	0.9	3.0	1	390a/02
SeceuroShield 7501	Roller shutter with solid laths	0.6	4.7	0.9	6.0	1	390a/04
SeceuroVision 7501	Roller shutter with perforated laths	0.6	4.7	0.9	6.0	1	390a/05

A copy of the certificate, confirming the full scope of approval, may be viewed online by clicking on the product name in the associated entry on www.RedBookLive.com

Certificate No: 390e to LPS 1175: Issue 7

Security Shutter

Product Name	Type	Security Rating	LPCB Ref. No.
SeceuroDoor 9501	Roller shutter with insulated lath	1	390e/02
SeceuroDoor 7502	Roller shutter with solid single skin steel lath	2	390e/01

A copy of the certificate, confirming the full scope of approval, may be viewed online by clicking on the product name in the associated entry on www.RedBookLive.com

Perforated security screens (otherwise referred to as security screens and void protection screens) listed in this section are approved to either:

- LPS 1175 *Requirements and testing procedures for the LPCB certification and listing of intruder resistant building components, strongpoints, security enclosures and free-standing barriers, or*
- EN 1627 *Pedestrian doorsets, windows, curtain walling, grilles and shutters - Burglar resistance - Requirements and classification*

PART 4: SECTION 5.8

LOUVRE VENTS

Louvre vents listed within this section are approved to LPS 1175 *Requirements and testing procedures for the LPCB certification and listing of intruder resistant building components, stongpoints, security enclosures and free-standing barriers*.

Unless otherwise stated, the approvals relate to the louvre vent's resistance to the creation of a hole large enough for a person to pass through, as indicated by the 225 mm by 400 mm elliptical test block defined in LPS 1175.

It is recommended specifiers select louvres rated to resist the creation of smaller holes if the louvres are to be used within the close proximity of equipment that needs to be protected from tampering/removal, or lock operating hardware that does not require a key (e.g. thumbturns, lever handles, push pads or panic bars).

For guidance, the test blocks used are:

Type	Test Block	Notes
Local penetration	8 mm (+3 mm/-0 mm) by 25 mm (+3 mm/-0 mm) rectangular section	Represents the louvre panel's likely resistance to creation of a hole through which a piece of wire, screwdriver, lever or other such device can be passed. Such an attack may be attempted by an intruder wishing to operate a panic bar, emergency lever handle or other non-deadlocked device capable of releasing the boltwork on the item in which the louvre panel is mounted or on an item directly adjacent to that in which the louvre panel is mounted.
Hand hole	60 mm (+3 mm/-0 mm) diameter	Represents the louvre panel's likely resistance to creation of a hand hole. Such an attack may be attempted by an intruder wishing to: <ul style="list-style-type: none">• Operate a thumbturn to release the boltwork on the item in which the louvre panel is mounted or on an item directly adjacent to that in which the louvre panel is mounted.• Retrieve an item from the protected side of the louvre panel e.g. an item on display behind a shop window, a set of door keys or a set of car keys.
Complete access	Elliptical section of 400 mm (+3 mm/-0 mm) major axis by 225 mm (+3 mm/-0 mm) minor axis	Represents the louvre panel's resistance to creation of a hole through which an elliptical test block measuring 400 mm by 225 mm may be passed. This replicates the size a person may be able to pass through and reflects the test block defined in LPS 1175: Issue 7.

Bastion Security Products Limited

5a New York Way, New York Industrial Park, Shiremoor, Newcastle-upon-Tyne NE27 0QF, United Kingdom

Tel: +44 (0)191 257 3100 • Fax: +44 (0)191 497 2997

E-mail: moreinfo@bastionprotects.com • Website: www.bastionprotects.com

Certificate No: 1046c to LPS 1175: Issue 7

Louvre Vents

Product Name	Type	Minimum Structural Opening Height ¹ (m)	Maximum Structural Opening Height ¹ (m)	Minimum Structural Opening Width (m)	Maximum Structural Opening Width (m)	Security Rating	LPCB Ref. No.
BastionGrille	Louvre vent	0.2	0.6	0.2	0.6	4	1046c/01

A copy of the certificate, confirming the full scope of approval including notes relating to the superscript references in the above table, may be viewed online by clicking on the product name in the associated entry on www.RedBookLive.com

PSF Wales Limited

Llys Rhiannon, Cil Yr Ychen Industrial Estate, Landeilo Road, Llandybie, Ammanford, Carmarthenshire SA18 3GY, United Kingdom

Tel: +44 (0)1269 851777 • Fax: +44 (0)1269 851747

E-mail: sales@psfwales.co.uk • Website: www.psfwales.co.uk

Certificate No: 953e to LPS 1175: Issue 7

Louvre Vents

Product Name	Type	Minimum Structural Opening Height (m)	Maximum Structural Opening Height (m)	Minimum Structural Opening Width (m)	Maximum Structural Opening Width (m)	Security Rating	LPCB Ref. No.
Hercules SAF 3 Louvre	Steel security louvre vent	0.2	Unlimited ¹	0.2	Unlimited ¹	3 ²	953e/01
Hercules SAF 4 Louvre	Steel security louvre vent	0.2	Unlimited ¹	0.2	Unlimited ¹	4 ²	953e/02

A copy of the certificate, confirming the full scope of approval including notes relating to the superscript references in the above table, may be viewed online by clicking on the product name in the associated entry on www.RedBookLive.com

Stafford Bridge Doors Limited

Bedford Road, Pavenham, Bedford MK43 7PS, United Kingdom

Tel: +44 (0)1234 826316 • Fax: +44 (0)1234 826319

E-mail: sales@sbdoors.com • Website: www.surelockmcgillgroup.com/sbd

Certificate No: 516b to LPS 1175: Issue 7

Louvre Vents

Product Name	Type	Minimum Louvre Height ¹ (m)	Maximum Louvre Height ¹ (m)	Minimum Louvre Width ² (m)	Maximum Louvre Width ² (m)	Security Rating	LPCB Ref. No.
Blackwatch	Steel security louvre vent	0.35	2.50	0.35	1.15	4	516b/01

A copy of the certificate, confirming the full scope of approval including notes relating to the superscript references in the above table, may be viewed online by clicking on the product name in the associated entry on www.RedBookLive.com

Sunray Engineering Limited

Kingsnorth Industrial Estate, Wotton Road, Ashford, Kent TN23 6LL, United Kingdom

Tel: +44 (0)1233 639039 • Fax: +44 (0)1233 625137

E-mail: sales@sunraydoors.co.uk • Website: www.sunraydoors.co.uk

Certificate No: 234g to LPS 1175: Issue 7

PART 4: SECTION 5.8

LOUVRE VENTS

Louvre Vents

Product Name	Type	Minimum Structural Opening Height (m) ¹	Maximum Structural Opening Height (m) ¹	Minimum Structural Opening Width (m) ¹	Maximum Structural Opening Width (m) ¹	Security Rating	LPCB Ref. No.
ExcluLouvre® 2	Fixed louvre panel system	0.415	5.0	0.315	Unlimited	2	234g/01
ExcluLouvre® 3	Fixed louvre panel system	0.415	5.0	0.315	Unlimited	3	234g/02

A copy of the certificate, confirming the full scope of approval including notes relating to the superscript references in the above table, may be viewed online by clicking on the product name in the associated entry on www.RedBookLive.com

Surelock McGill Limited

25/26 The Business Centre, Molly Millars Lane, Wokingham, Berkshire RG41 2QY, United Kingdom

Tel: +44 (0)1189 772 525 • Fax: +44 (0)1189 771 913

E-mail: sales@surelock.co.uk • Website: www.surelock.co.uk

Certificate No: 516-1a to LPS 1175: Issue 7

Louvre Vents

Product Name	Type	Minimum Structural Opening Height (m)	Maximum Structural Opening Height (m)	Minimum Structural Opening Width (m)	Maximum Structural Opening Width (m)	Security Rating	LPCB Ref. No.
Max Air XA1	Steel security louvre vent	0.125	7.5	0.125	7.5	1	516-1a/01
Max Air XA2	Steel security louvre vent	0.125	7.5	0.125	7.5	2	516-1a/02
Max Air XA3	Steel security louvre vent	0.125	7.5	0.125	7.5	3	516-1a/03
Max Air XA4	Steel security louvre vent	0.125	7.5	0.125	7.5	4	516-1a/04
Max Air XA5	Steel security louvre vent	0.125	7.5	0.125	7.5	5	516-1a/05
Max Air XA6	Steel security louvre vent	0.125	7.5	0.125	7.5	6	516-1a/06

A copy of the certificate, confirming the full scope of approval, may be viewed online by clicking on the product name in the associated entry on www.RedBookLive.com

Technocover Limited (incorporating TechnoRail and Strataform)

Henfaes Lane, Welshpool, Powys SY21 7BE, United Kingdom

Tel: +44 (0)1938 555511 • Fax: +44 (0)1938 555527

E-mail: techadvice@technocover.co.uk • Website: www.technocover.co.uk

Certificate No: 450h to LPS 1175: Issue 6

Louvre Vents

Product Name	Type	Minimum Louvre Module Height (m)	Maximum Louvre Module Height (m)	Minimum Louvre Module Width (m)	Maximum Louvre Module Width (m)	Security Rating	LPCB Ref. No.
Louvre Vent	Modular louvre vent system ¹	0.2	1 ¹	0.6	1.2 ¹	5	450h/01

A copy of the certificate, confirming the full scope of approval including notes relating to the superscript references in the above table, may be viewed online by clicking on the product name in the associated entry on www.RedBookLive.com

PART 4: SECTION 5.9

SECURE WALLING SYSTEMS

Walling systems listed in this section are approved to LPS 1175 *Requirements and testing procedures for the LPCB certification and listing of intruder resistant building components, strongpoints, security enclosures and free-standing barriers.*

In order to comply with the terms of the certification, the walling systems must be designed and installed in accordance with the relevant system manuals noted within the product entry.

Unless otherwise stated, the approvals cover:

- Plain systems. That is, the certification excludes service penetrations, ducts or other openings such as doors and windows.
- Resistance to the creation of an access hole, within the area of the barrier, through which it is possible to pass a 225 mm by 400 mm elliptical test block defined in LPS 1175.

It is recommended that evidence is sought to confirm the compatibility of any doors, windows, etc. to ensure the combined assembly offers the required security rating. Where such compatibility has been proven, this is indicated in the relevant listing.

Bastion Security Products Limited

5a New York Way, New York Industrial Park, Shiremoor, Newcastle-upon-Tyne NE27 0QF, United Kingdom
Tel: +44 (0)191 257 3100 • Fax: +44 (0)191 497 2997
E-mail: moreinfo@bastionprotects.com • Website: www.bastionprotects.com

Certificate No: 1046e/01 to LPS 1175: Issue 7

Secure Partition Walling System

Product Name	Type	Minimum Height (m)	Maximum Height (m)	Minimum Width (m)	Maximum Width (m)	Minimum Depth (m)	Maximum Depth (m)	Security Rating	LPCB Ref. No.
Bastion Wall4	Partition formed from wall panels supported by existing adjacent walls ¹	1.171	3.0	0.66 ²	Unlimited	-	-	4	1046e/01
Bastion Wall	Partition formed from wall panels supported by existing adjacent walls	1.2 ³	2.8	0.25 ⁴	Unlimited	0.25 ⁴	Unlimited	5	1046e/02

A copy of the certificate, confirming the full scope of approval including notes relating to the superscript references in the above table, may be viewed online by clicking on the product name in the associated entry on www.RedBookLive.com

Burton Safes Limited

Units 20-28, Brockholes Business Park, Rock Mill Road, Brockholes, Holmfirth HD9 7BN, United Kingdom
Tel: +44 (0)1484 663388 • Fax: +44 (0)1484 666338
E-mail: enquiries@burtonsafes.co.uk • Website: www.burtonsafes.co.uk

Certificate No: 1000c to LPS 1175: Issue 6

Secure Partition Walling System

Product Name	Type	Minimum Height (m)	Maximum Height (m)	Minimum Width (m)	Maximum Width (m)	Security Rating	LPCB Ref. No.
Talos	Walls with horizontally laid panels	2.5	Unlimited	2.50	Unlimited	2	1000c/01
	Walls with vertically laid panels	2.5	5.5	0.25	Unlimited	2	
	Walls with horizontally laid panels	2.5	Unlimited	2.50	Unlimited	3	1000c/02
	Walls with vertically laid panels	2.5	5.5	0.25	Unlimited	3	
	Walls with horizontally laid panels	2.5	Unlimited	2.50	Unlimited	4	1000c/03
	Walls with vertically laid panels	2.5	5.5	0.25	Unlimited	4	

A copy of the certificate, confirming the full scope of approval, may be viewed online by clicking on the product name in the associated entry on www.RedBookLive.com

CA Group Limited

Evenwood Industrial Estate, Copeland Road, Evenwood, Co.Durham DL14 9SF, United Kingdom

Tel: +44 (0)1388 834242 • Fax: +44 (0)1388 830964

E-mail: technical@cagroup.ltd.uk • Website: www.cagroup.ltd.uk

Certificate No: 443c to LPS 1175: Issue 7

Secure Built-Up Cladding System

Product Name	Product Code	Type	Minimum Height (m)	Maximum Height (m)	Minimum Width (m)	Maximum Width (m)	Minimum Wall Thickness (m)	Maximum Wall Thickness (m)	Security Rating	LPCB Ref. No.
Twin-Therm® Wall	CA 15 910WS with CA 17 1000L or CA 32 1000RL	Built-up cladding system with horizontally or vertically laid panels	1.0	Unlimited	1.0	Unlimited	0.095	0.315	1	443c/01
	CA 32 1000R with CA 17 1000L	Built-up cladding system with horizontally or vertically laid panels	1.0	Unlimited	1.0	Unlimited	0.112	0.332	1	
	CA 32 1000W with CA 17 1000L or CA 32 1000RL	Built-up cladding system with horizontally or vertically laid panels	1.0	Unlimited	1.0	Unlimited	0.112	0.332	1	
	CA 47 900SL with CA 17 1000L	Built-up cladding system with horizontally or vertically laid panels	1.0	Unlimited	1.0	Unlimited	0.127	0.347	1	
	CA 300MR with CA 17 1000L or CA 32 1000RL	Built-up cladding system with horizontally or vertically laid panels	1.0	Unlimited	1.0	Unlimited	0.120	0.340	1	
	CA SINU 19 990 with CA 17 1000L or CA 32 1000RL	Built-up cladding system with horizontally or vertically laid panels	1.0	Unlimited	1.0	Unlimited	0.099	0.319	1	
	CA 32 1000R with CA 32 1000RL	Built-up cladding system with horizontally or vertically laid panels	1.0	Unlimited	1.0	Unlimited	0.112	0.332	2	443c/02
	CA 47 900SL with CA 32 1000RL	Built-up cladding system with horizontally or vertically laid panels	1.0	Unlimited	1.0	Unlimited	0.127	0.347	2	
	CA 65 321DL with CA 17 1000L or CA 32 1000RL	Built-up cladding system with horizontally or vertically laid panels	1.0	Unlimited	1.0	Unlimited	0.145	0.365	2	

PART 4: SECTION 5.9

SECURE WALLING SYSTEMS

Product Name	Product Code	Type	Minimum Height (m)	Maximum Height (m)	Minimum Width (m)	Maximum Width (m)	Minimum Wall Thickness (m)	Maximum Wall Thickness (m)	Security Rating	LPCB Ref. No.
	CA ARC 50 930 with CA 17 1000L or CA 32 1000RL	Built-up cladding system with horizontally or vertically laid panels	1.0	Unlimited	1.0	Unlimited	0.130	0.350	2	

A copy of the certificate, confirming the full scope of approval, may be viewed online by clicking on the product name in the associated entry on www.RedBookLive.com

Etex Building Performance Limited

Gordano House, Marsh Lane, Easton-in-Gordano, Bristol BS20 0NE, United Kingdom

Tel: +44 (0)800 145 6033 • Fax: +44 (0)1275 379037

E-mail: technical.siniat@etexbp.co.uk • Website: www.siniat.co.uk

Certificate No: 1489a to LPS 1175: Issue 7

Secure Partition Walling System

Product Name	Type	Minimum Height (m)	Maximum Height (m)	Minimum Width (m)	Maximum Width (m)	Security Rating	LPCB Ref. No.
Siniat Securtex	Partition formed from walls supported by existing adjacent walls ¹	0.5	Unlimited ^{2,3}	0.3	Unlimited ³	1	1489a/01

A copy of the certificate, confirming the full scope of approval including notes relating to the superscript references in the above table, may be viewed online by clicking on the product name in the associated entry on www.RedBookLive.com

Isoclad Limited

10 Alder Road, West Chirton North Industrial Estate, North Shields, Tyne & Wear NE29 8SD, United Kingdom

Tel: +44 (0)191 258 5052 • Fax: +44 (0)191 259 5742

E-mail: sales@isoclad.co.uk • Website: www.isoclad.co.uk

Certificate No: 142d to LPS 1175: Issue 6

Secure Partition Walling System

Product Name	Product Type	Minimum Height (m)	Maximum Height (m)	Minimum Width (m)	Maximum Width (m)	Security Rating	LPCB Ref. No.
Securiclad	Walls with horizontally laid panels	2.0	Unlimited	2.0	Unlimited	2	142d/03
	Walls with vertically laid panels	2.0	5.5	0.25	Unlimited	2	
	Walls with horizontally laid panels	2.0	Unlimited	2.0	Unlimited	3	142d/01
	Walls with vertically laid panels	2.0	5.5	0.25	Unlimited	3	
	Walls with horizontally laid panels	2.0	Unlimited	2.0	Unlimited	4	142d/02
	Walls with vertically laid panels	2.0	5.5	0.25	Unlimited	4	
	Walls with horizontally laid panels	2.0	Unlimited	2.0	Unlimited	5	142d/04
	Walls with vertically laid panels	2.0	4.0	0.25	Unlimited	5	

A copy of the certificate, confirming the full scope of approval, may be viewed online by clicking on the product name in the associated entry on www.RedBookLive.com

Kingspan Limited

Sherburn, Malton, North Yorkshire YO17 8PQ, United Kingdom

Tel: +44 (0)1944 712000

E-mail: info@kingspanpanels.com • Website: www.kingspanpanels.co.uk

Sales Enquiries

Kingspan Limited, Greenfield Business Park No. 2, Greenfield, Holywell, Flintshire, North Wales CH8 7GJ, United Kingdom

Tel: +44 (0)1352 716100

Website: www.kingspanpanels.co.uk

Certificate No: 279g to LPS 1175: Issue 7

Secure Partition Walling System

Product Name	Type	Minimum Height (m)	Maximum Height (m)	Minimum Width (m)	Maximum Width (m)	Security Rating	LPCB Ref. No.
Kingspan Level 3	Walls with horizontally laid panels	1.5	Unlimited ¹	0.6	Unlimited ¹	3	279g/01
	Walls with vertically laid panels	1.5	6.0	0.6	Unlimited ¹	3	
Kingspan Level 4	Walls with horizontally laid panels	1.5	Unlimited ¹	0.6	Unlimited ¹	4	279g/02
	Walls with vertically laid panels	1.5	6.0	0.6	Unlimited ¹	4	

A copy of the certificate, confirming the full scope of approval including notes relating to the superscript references in the above table, may be viewed online by clicking on the product name in the associated entry on www.RedBookLive.com

Premier Security Solutions Limited

Unit 2, 19-21 Roebuck Road, Hainault Business Park, Hainault, Essex IG6 3TU, United Kingdom

Tel: +44 (0)20 8559 8295 • Fax: +44 (0)20 8502 6888

E-mail: sales@premier-ssl.com • Website: www.premier-ssl.com

Certificate No: 1097b to LPS 1175: Issue 7

Modular Security Screen

Product Name	Type	Minimum Structural Opening Height (m)	Maximum Structural Opening Height (m)	Minimum Structural Opening Width (m)	Maximum Structural Opening Width (m)	Security Rating	LPCB Ref. No.
SBD2	Portcullis style modular security screen ¹	0.3 ²	6	0.2 ⁴	6	2	1097b/01
	Fully glazed modular security screen	0.15 ³	6	0.3 ⁴	6	2	

A copy of the certificate, confirming the full scope of approval including notes relating to the superscript references in the above table, may be viewed online by clicking on the product name in the associated entry on www.RedBookLive.com

PART 4: SECTION 5.9

SECURE WALLING SYSTEMS

R & D Sheetmetal Limited

Unit 1A, Victoria Court, Colliers Way, Clayton West, Huddersfield, West Yorkshire HD8 9TR, United Kingdom

Tel: +44 (0)1484 864886 • Fax: +44 (0)1484 866505

E-mail: sales@randdsheetmetal.co.uk • Website: www.randdsheetmetal.co.uk

Certificate No: 1034c to LPS 1175: Issue 7

Secure Partition Walling Systems

Product Name	Type	Minimum Height (m)	Maximum Height (m)	Minimum Width (m)	Maximum Width (m)	Minimum Length (m)	Maximum Length (m)	Security Rating	LPCB Ref. No.
Security Evo III	Partition formed from wall panels supported by existing adjacent walls ¹	1.8	2.35	0.8	Unlimited	N/A	N/A	3	1034c/01
	Partition formed from wall and ceiling panels supported by existing adjacent walls ¹	1.9	2.7	0.8	Unlimited	1.1	Unlimited	3	
Security Evo IV	Partition formed from wall panels supported by existing adjacent walls ¹	1.8	2.35	0.8	Unlimited	N/A	N/A	4	1034c/02
	Partition formed from wall and ceiling panels supported by existing adjacent walls ¹	1.9	2.7	0.8	Unlimited	1.1	Unlimited	4	
Security Evo V	Partition formed from wall panels supported by existing adjacent walls ¹	1.8	2.35	0.8	Unlimited	N/A	N/A	5	1034c/03
	Partition formed from wall and ceiling panels supported by existing adjacent walls ¹	1.9	2.7	0.8	Unlimited	1.1	Unlimited	5	
Security Evo VI	Partition formed from wall panels supported by existing adjacent walls ¹	1.8	2.35	0.8	Unlimited	N/A	N/A	6	1034c/04

PART 4: SECTION 5.9

SECURE WALLING SYSTEMS

Product Name	Type	Minimum Height (m)	Maximum Height (m)	Minimum Width (m)	Maximum Width (m)	Minimum Length (m)	Maximum Length (m)	Security Rating	LPCB Ref. No.
	Partition formed from wall and ceiling panels supported by existing adjacent walls ¹	1.9	2.7	0.8	Unlimited	1.1	Unlimited	6	

A copy of the certificate, confirming the full scope of approval including notes relating to the superscript references in the above table, may be viewed online by clicking on the product name in the associated entry on www.RedBookLive.com

RCS Manufacturing Limited

Unit 2, Weston Works, Tyseley, Birmingham, West Midlands B11 3RP, United Kingdom

Tel: +44 (0)121 706 0222 • Fax: +44 (0)121 765 4585

E-mail: sales@rcsm.co.uk

For sales enquiries, please contact:

Remtech (Computer Security) Limited, PO Box 60, Epsom, Surrey KT17 2YT, United Kingdom

Tel: +44 (0)208 786 8787

E-mail: sales@remtech.com • Website: www.modusec.com

Certificate No: 1103b to LPS 1175: Issue 7

Secure Partition Walling System¹

Product Name	Type	Minimum Height (m)	Maximum Height (m)	Minimum Width (m)	Maximum Width (m)	Security Rating	LPCB Ref. No.
Modusec Level 1	Partition formed from wall panels supported by existing adjacent walls ²	1.8	6.0	0.4 ³	Unlimited	1	1103b/01
Modusec Level 2	Partition formed from wall panels supported by existing adjacent walls ²	1.8	6.0	0.4 ³	Unlimited	2	1103b/02
Modusec Level 3	Partition formed from wall panels supported by existing adjacent walls ²	1.8	6.0	0.4 ^{3,4}	Unlimited	3	1103b/03
Modusec Level 4	Partition formed from wall panels supported by existing adjacent walls ²	1.8	6.0	0.4 ^{3,4}	Unlimited	4	1103b/04
Modusec Level 5	Partition formed from wall panels supported by existing adjacent walls ²	1.8	6.0	0.447 ^{3,4}	Unlimited	5	1103b/05

A copy of the certificate, confirming the full scope of approval including notes relating to the superscript references in the above table, may be viewed online by clicking on the product name in the associated entry on www.RedBookLive.com

Steelway Fensecure Limited

Queensgate Works, Bilston Road, Wolverhampton, West Midlands WV2 2NJ, United Kingdom

Tel: +44 (0)121 521 4521 • Fax: +44 (0)121 521 4551

E-mail: sales@steelwaybrickhouse.co.uk • Website: www.steelway.co.uk

Certificate No: 1071c to LPS 1175: Issue 7

PART 4: SECTION 5.9

SECURE WALLING SYSTEMS

Secure Partition Walling System

Product Name	Product Type	Minimum Height (m)	Maximum Height (m)	Minimum Width (m)	Maximum Width (m)	Minimum Length (m)	Maximum Length (m)	Security Rating	LPCB Ref. No.
Steelway Level 1 Security Mesh Panel System	Partition formed from wall panels supported by existing adjacent walls ¹	0.5 ²	3.8	0.5 ³	Unlimited	N/A	N/A	1	1071c/01
	Partition formed from wall and ceiling panels supported by existing adjacent walls ¹	0.61 ⁴	3.91	0.5 ³	Unlimited	0.5	4.0	1	
	Ceiling formed from ceiling panels	N/A	N/A	0.5	Unlimited	0.5	4.0	1	
Steelway Level 2 Security Mesh Panel System	Partition formed from wall panels supported by existing adjacent walls ¹	0.5 ²	3.8	0.5 ³	Unlimited	N/A	N/A	2	1071c/02
	Partition formed from wall and ceiling panels supported by existing adjacent walls ¹	0.61 ⁴	3.91	0.5 ³	Unlimited	0.5	4.0	2	
	Ceiling formed from ceiling panels	N/A	N/A	0.5	Unlimited	0.5	4.0	2	
Steelway Level 3 Security Mesh Panel System	Partition formed from wall panels supported by existing adjacent walls ¹	0.5 ²	3.8	0.5 ³	Unlimited	N/A	N/A	3	1071c/03
	Partition formed from wall and ceiling panels supported by existing adjacent walls ¹	0.61 ⁴	3.91	0.5 ³	Unlimited	0.5	4.0	3	
	Ceiling formed from ceiling panels	N/A	N/A	0.5	Unlimited	0.5	4.0	3	

A copy of the certificate, confirming the full scope of approval including notes relating to the superscript references in the above table, may be viewed online by clicking on the product name in the associated entry on www.RedBookLive.com

Certificate No: 1071f to LPS 1175: Issue 7

PART 4: SECTION 5.9

SECURE WALLING SYSTEMS

Secure Partition Walling System

Product Name	Product Type	Minimum Height (m)	Maximum Height (m)	Minimum Width (m)	Maximum Width (m)	Minimum Length (m)	Maximum Length (m)	Security Rating	LPCB Ref. No.
Steelway Level 4 Security Solid Panel System	Partition formed from wall panels supported by existing adjacent walls ¹	0.5 ²	3.8	0.5 ³	Unlimited	N/A	N/A	4	1071f/01
	Partition formed from wall and ceiling panels supported by existing adjacent walls ¹	0.61 ⁴	3.91	0.5 ³	Unlimited	0.5	4.0	4	
	Ceiling formed from ceiling panels	N/A	N/A	0.5	Unlimited	0.5	4.0	4	

A copy of the certificate, confirming the full scope of approval including notes relating to the superscript references in the above table, may be viewed online by clicking on the product name in the associated entry on www.RedBookLive.com

Sunray Engineering Limited

Kingsnorth Industrial Estate, Wotton Road, Ashford, Kent TN23 6LL, United Kingdom

Tel: +44 (0)1233 639039 • Fax: +44 (0)1233 625137

E-mail: sales@sunraydoors.co.uk • Website: www.sunraydoors.co.uk

Certificate No: 234i to LPS 1175: Issue 7

Secure Partition Walling System¹

Product Name	Type	Minimum Height (m)	Maximum Height (m)	Minimum Width (m)	Maximum Width (m)	Security Rating	LPCB Ref. No.
ExcluWall Walling System 2	Partition formed from louvred wall panels supported by existing adjacent walls ²	0.715 ³	5.0	0.315 ⁴	Unlimited	2	234i/01
ExcluWall Walling System 3	Partition formed from louvred wall panels supported by existing adjacent walls ²	0.715 ³	5.0	0.315 ⁴	Unlimited	3	234i/02

A copy of the certificate, confirming the full scope of approval including notes relating to the superscript references in the above table, may be viewed online by clicking on the product name in the associated entry on www.RedBookLive.com

Technocover Limited (incorporating TechnoRail and Strataform)

Henfaes Lane, Welshpool, Powys SY21 7BE, United Kingdom

Tel: +44 (0)1938 555511 • Fax: +44 (0)1938 555527

E-mail: techadvice@technocover.co.uk • Website: www.technocover.co.uk

Certificate No: 450k to LPS 1175: Issue 7

PART 4: SECTION 5.9

SECURE WALLING SYSTEMS

Secure Partition Walling System

Product Name	Product Type	Minimum Height (m)	Maximum Height (m)	Minimum Width (m)	Maximum Width (m)	Minimum Length (m)	Maximum Length (m)	Security Rating	LPCB Ref. No.
Ultrasecure Security Mesh Panel System	Partition formed from wall panels supported by existing adjacent walls	0.5 ¹	6.0	0.5 ²	Unlimited	N/A	N/A	3	450k/01
	Partition formed from wall and ceiling panels supported by existing adjacent walls	0.5 ¹	6.0	0.5 ²	Unlimited	0.5 ²	6.0	3	
	Ceiling formed from ceiling panels	N/A	N/A	0.5	Unlimited	0.5	6.0	3	

A copy of the certificate, confirming the full scope of approval including notes relating to the superscript references in the above table, may be viewed online by clicking on the product name in the associated entry on www.RedBookLive.com

The Expanded Metal Company Limited

P.O.Box 14, Longhill Industrial Estate (North), Hartlepool TS25 1PR, United Kingdom

Tel: +44 (0)1429 867 388 • Fax: +44 (0)1429 866 795

E-mail: sales@exmesh.co.uk • Website: www.exmeshsecurity.co.uk

Certificate No: 731b to LPS 1175: Issue 7

Secure Partition Walling Systems

Product Name	Type	Minimum Wall Height (m)	Maximum Wall Height (m)	Minimum Wall Width (m)	Maximum Wall Width¹ (m)	Security Rating²	LPCB Ref. No.
Securilath HD1-PB	Partition wall system	1.2	3.0	0.6	Unlimited	1	731b/02
Securilath MD1	Partition wall system	1.2	3.0	0.6	Unlimited	1	731b/03
Securilath HD1 Standard	Partition wall system	1.2	3.0	0.6	Unlimited	2	731b/01
Securilath Ultra	Partition wall system	1.2	3.0	0.6	Unlimited	3	731b/04

A copy of the certificate, confirming the full scope of approval including notes relating to the superscript references in the above table, may be viewed online by clicking on the product name in the associated entry on www.RedBookLive.com

Warrior Doors Limited

Unit 4, Kings Road Industrial Estate, Tyseley, Birmingham, West Midlands B11 2AX, United Kingdom

Tel: +44 (0)121 706 8400 • Fax: +44 (0)121 706 4399

E-mail: redbook@warrordoors.co.uk • Website: www.warrordoors.co.uk

Certificate No: 1045b to LPS 1175: Issue 7

PART 4: SECTION 5.9**SECURE WALLING SYSTEMS****Modular Security Screen**

Product Name	Type	Minimum Height (m)	Maximum Height (m)	Minimum Width (m)	Maximum Width (m)	Minimum Depth (m)	Maximum Depth (m)	Security Rating	LPCB Ref. No.
Warrior Screen	Partition formed from wall panels supported by existing adjacent walls ¹	0.364 ²	6.20	0.364 ³	Unlimited	N/A	N/A	4	1045b/01
	Partition formed from wall and ceiling panels supported by existing adjacent walls ¹	0.364 ⁴	6.20	0.364 ³	Unlimited	0.364 ³	Unlimited	4	
	Ceiling formed from ceiling panels	N/A	N/A	0.364	Unlimited	0.364	Unlimited	4	

A copy of the certificate, confirming the full scope of approval including notes relating to the superscript references in the above table, may be viewed online by clicking on the product name in the associated entry on www.RedBookLive.com

PART 4: SECTION 5.10

SECURE ROOFING SYSTEMS

Roofing systems listed in this section are approved to LPS 1175 *Requirements and testing procedures for the LPCB certification and listing of intruder resistant building components, strongpoints, security enclosures and free-standing barriers.*

In order to comply with the terms of the approval, the roofing systems should be designed and installed in accordance with the relevant system manuals noted within the product entry. The styles of tile/panel included within the scope of approval, the range of roof pitches to which they can be fitted and the accessories that are covered by the scope of approval are also noted in each product entry.

CA Group Limited

Evenwood Industrial Estate, Copeland Road, Evenwood, Co.Durham DL14 9SF, United Kingdom

Tel: +44 (0)1388 834242 • Fax: +44 (0)1388 830964

E-mail: technical@cagroup.ltd.uk • Website: www.cagroup.ltd.uk

Certificate No: 443d to LPS 1175: Issue 7

Secure Built-Up Roofing Systems

Product Name	Product Code	Minimum Width (mm)	Maximum Width (mm)	Minimum Depth (mm)	Maximum Depth (mm)	Minimum Thickness (mm)	Maximum Thickness (mm)	Roof Pitch	Security Rating	LPCB Ref. No.
Twin-Therm® Roof	CA 32 1000R with CA 17 1000L	1000	Unlimited	1000	Unlimited	112	332	0° to 90°	1	443d/01
Twin-Therm® Roof	CA 32 1000R with CA 32 1000RL	1000	Unlimited	1000	Unlimited	112	322	0° to 90°	2	443d/02

A copy of the certificate, confirming the full scope of approval including, may be viewed online by clicking on the product name in the associated entry on www.RedBookLive.com

Icopal S. A.

Parc Industriel des Hauts Sarts, Rue de Hermee 186, Herstal, Belgium

Tel: +32 4240 5151 • Fax: +32 4240 5199

E-mail: sales@decra.co.uk • Website: www.decra.co.uk

UK sales, marketing, distribution and technical enquiries:

Decra Roofing Systems Limited, Unit 4, Crompton Fields, Crompton Way, Crawley, West Sussex RH10 9QB, United Kingdom

Tel: +44 (0)1293 545058 • Fax: +44 (0)1293 562709

E-mail: sales@decra.co.uk • Website: www.decra.co.uk

Certificate No: 834a to LPS 1175: Issue 5.3

Security Roof Tiling Systems

Product Name	Overall Tile Size (mm)	Tile Cover (mm)	Security Rating	LPCB Ref. No.
Decra Classic	1324 x 410	1260 x 370	1	834a/01
Decra Stratos	1290 x 360	1230 x 320	1	834a/02
Decra Elegance	1324 x 410	1260 x 370	1	834a/03
Decra Plus	1324 x 410	1260 x 368	1	834a/04

A copy of the certificate, confirming the full scope of approval, may be viewed online by clicking on the product name in the associated entry on www.RedBookLive.com

This section includes security glazing that has been approved to one or more of the following standards:

- LPS 1270: Issue 1 *Requirements and testing procedures for the LPCB approval and listing of intruder resistant security glazing units*
- EN 356: 2000 *Glass in Building - Security Glazing. Testing and classification of resistance against manual attack*
- EN 1063: 2000 *Glass in building. Security Glazing. Testing and classification of resistance against bullet attack.*

LPS 1270 was developed because it was considered the method for classifying the attack resistance of security glazing specified within the current European standard (EN 356: 2000) was incompatible with that employed within LPS 1175 *Requirements and testing procedures for the LPCB approval and listing of intruder resistant building components, strongpoints, security enclosures and free-standing barriers*. This was because:

- EN 356: 2000 does not classify glass according to its resistance to different levels of attack based on the tools and time available to an intruder.
- The tests contained within EN 356: 2000 do not evaluate the glass's susceptibility to attacks involving the creation of small holes through which locking hardware may be manipulated and/or protected items, such as items on display within shop windows or display cases, may be removed.

The LPS 1270 classification system contains three digits. Each digit describes the glazing's resistance to creation of a different size of hole, as described in the table below.

Digit	Type	Test Block	Notes
1 st	Local penetration	8 mm (+3 mm/-0 mm) by 25 mm (+3 mm/-0 mm) rectangular section	Represents the glazing's likely resistance to creation of a hole through which a piece of wire, screwdriver, lever or other such device can be passed. Such an attack may be attempted by an intruder wishing to operate a panic bar, emergency lever handle or other non-deadlocked device capable of releasing the boltwork on the item in which the glazing is mounted or on an item directly adjacent to that in which the glazing is mounted.
2 nd	Hand hole	60 mm (+3 mm/-0 mm) diameter	Represents the glazing's likely resistance to creation of a hand hole. Such an attack may be attempted by an intruder wishing to: <ul style="list-style-type: none"> • Operate a thumbturn to release the boltwork on the item in which the glazing is mounted or on an item directly adjacent to that in which the glazing is mounted. • Retrieve an item from the protected side of the glass e.g. an item on display behind a shop window, a set of door keys or a set of car keys.
3 rd	Complete access	Elliptical section of 400 mm (+3 mm/-0 mm) major axis by 225 mm (+3 mm/-0 mm) minor axis	This reflects the size of aperture specified in LPS 1175: Issue 7. The digit confirms the glazing's resistance to creation of a hole through which an elliptical test block measuring 400 mm by 225 mm may be passed. This replicates the size a person may be able to pass through and reflects the test block defined in LPS 1175: Issue 7.

PART 4: SECTION 5.11

SECURITY GLAZING

ESG Group Limited

Units 1-3, Moss Road, Witham, Essex CM8 3UQ, United Kingdom

Tel: +44 (0)1376 520061 • Fax: +44 (0)1376 521176

E-mail: sales@esg.glass • Website: www.esg.glass

Certificate No: 997a to LPS 1270: Issue 1

Laminated Security Glazing

Product Name	Type	Nominal Total Thickness (mm)	Nominal Weight (kg/m ²)	Security Rating	LPCB Ref. No.
ESG Secure 001	Laminated single glazing unit ^{1,2,3}	16.5	37	001	997a/09
ESG Secure 012	Laminated single glazing unit ^{1,2,3}	20.5	38	012	997a/10
ESG Secure 013	Laminated single glazing unit ^{1,2,3}	22.5	41	013	997a/11
ESG Secure 123	Laminated single glazing unit ^{1,2,3}	26.5	46	123	997a/12
ESG Secure 113	Laminated single glazing unit ^{1,2,3}	34	61	113	997a/13
ESG Secure 224	Laminated single glazing unit ^{1,2,3}	42	72	224	997a/14
ESG Secure 234	Laminated single glazing unit ^{1,2,3}	45	71	234	997a/15
ESG Secure 235	Laminated single glazing unit ^{1,2,3}	60	100	235	997a/16

A copy of the certificate, confirming the full scope of approval including notes relating to the superscript references in the above table, may be viewed online by clicking on the product name in the associated entry on www.RedBookLive.com

Hamilton Erskine Limited

17 Moss Road, Ballygowan, Newtownards, County Down BT23 6JQ, United Kingdom

Tel: +44 (0)28 9752 1754 • Fax: +44 (0)28 9752 1024

E-mail: info@tecdur.com • Website: www.tecdur.com

Certificate No: 1100a to LPS 1270: Issue 1

Laminated Security Glazing

Product Name	Type	Nominal Total Thickness (mm) ¹	Nominal Weight (kg/m ²)	Security Rating	LPCB Ref. No.
Tecdur TSG SC12	Laminated single glazed unit	12	19	112	1100a/01
Tecdur TSG SC12 DGU	Laminated double glazed unit	30.4	34	112	1100a/02
Tecdur TSG SC14	Laminated single glazed unit	14	22	123	1100a/03
Tecdur TSG SC14 DGU	Laminated double glazed unit	32.4	37	123	1100a/04
Tecdur TSG SC40 BR4NS	Laminated single glazed unit	40	55.8	235	1100a/05
Tecdur TSG DC51GG	Laminated single glazed unit incorporating G1 grid pattern	51	94	246	1100a/06
	Laminated single glazed unit incorporating G2 grid pattern	51	97	246	
	Laminated single glazed unit incorporating G3 grid pattern	51	99	246	
	Laminated single glazed unit incorporating G4 grid pattern	51	90	246	

A copy of the certificate, confirming the full scope of approval including notes relating to the superscript references in the above table, may be viewed online by clicking on the product name in the associated entry on www.RedBookLive.com

Entrance portals and revolving doors listed in this section are approved to LPS 1175 *Requirements and testing procedures for the LPCB certification and listing of intruder resistant building components, strongpoints, security enclosures and free-standing barriers.*

In order to comply with the terms of the certification, the entrance portals and revolving doors must be installed in accordance with the relevant manuals noted within the product entry.

When selecting an entrance portal or revolving door, it is important to note aspects such as the size, operating modes and the location of the product within the substrate. These products also offer a wide variety of options, such as safety and detection systems, emergency unlocking devices, links to fire alarm systems. All can affect the level of security provided by the product. Where options are not covered in the listing, those options fall outside the scope of that product's certification.

Alluser Industrie Srl

Via dell'Industria, 18, 35020 Due Carrare - Padova, Italy
Tel: +39 (0)49 099 1800 • Fax: +39 (0)49 529 0223
E-mail: alluser@alluserindustrie.com • Website: www.alluserindustrie.com

Sales Enquiries

Meesons A.I. Limited, Cardea House, Sidings Business Park, Skipton, North Yorkshire BD23 1TB, United Kingdom
Tel: +44 (0)870 787 7846
E-mail: enquiries@meesons.com • Website: www.meesons.com

Certificate No: 1479a to LPS 1175: Issue 7

Security Portals

Product Name	Type	Nominal External Height ¹ (m)	Nominal External Diameter (m)	Entrance Height (m)	Entrance Width (m)	Security Rating	LPCB Ref. No.
C3-S1	Cylindrical portal with two pairs of bi-parting doors	2.29	1.381	2.03	0.86	1	1479a/04
C190-S1	Cylindrical portal with two pairs of bi-parting doors	2.22, 2.295, 2.46	1.911	2.06, 2.135, 2.3	1.2	1	1479a/01
C3-S2	Cylindrical portal with two pairs of bi-parting doors	2.29	1.381	2.03	0.86	2	1479a/05
C190-S2	Cylindrical portal with two pairs of bi-parting doors	2.22, 2.295, 2.46	1.911	2.06, 2.135, 2.3	1.2	2	1479a/02
C3-S3	Cylindrical portal with two pairs of bi-parting doors	2.29	1.381	2.03	0.86	3	1479a/06
C190-S3	Cylindrical portal with two pairs of bi-parting doors	2.22, 2.295, 2.46	1.911	2.06, 2.135, 2.3	1.2	3	1479a/03

A copy of the certificate, confirming the full scope of approval, may be viewed online by clicking on the product name in the associated entry on www.RedBookLive.com

PART 4: SECTION 6

ACCESS COVERS AND HATCHES

Many important facilities, especially those of utility companies, are unmanned and remote from the main business. At the request of the utility companies, access covers protecting items such as valves, switchgear and meters are now security rated to provide protection against malicious attack.

LPCB approves access covers to LPS 1175 *Requirements and testing procedures for the LPCB certification and listing of intruder resistant building components, strongpoints, security enclosures and free-standing barriers*. The approval procedures and conditions that apply to access covers are the same as those that apply to security doors and shutters.

It is important that specifiers only select access covers that are covered by the scope detailed on the certificate since products that fall outside that scope may not provide an equivalent level of security.

It is also important to ensure that the products are installed in accordance with the manufacturer's instructions and that all exposed fixings, the substrate into which the device is fitted and the locking mechanisms are regularly checked to ensure that they are in good condition and that they have not been tampered with.

EJ Ardennes

ZA de Braux, Rue des Aulnes, 08120 Bogny sur Meuse, France

Tel: +33 (0)3 24 52 37 37 • Fax: +33 (0)3 24 32 02 10

E-mail: info@lpcb@ejco.com • Website: www.ejco.com

Sales Enquiries

EJ UK Fabrication & Access Solutions Limited, Liberty House, Liberty Business Park, Attleborough, Nuneaton, Warwickshire CV11 6RZ, United Kingdom

Tel: +44 (0)24 7664 1777

E-mail: uk.sales@ejco.com

Sales Enquiries

EJ Ireland Access Solutions Limited, Roscrea Road, Birr, Offaly R42 X009, Ireland

Tel: +353 (0)57 91 23113

E-mail: ireland.sales@ejco.com

Certificate No: 1187a to LPS 1175: Issue 7

Horizontal and Vertical Access Covers

Product Name	Type	Minimum Width ¹ of Internal Opening (mm)	Maximum Width ¹ of Internal Opening (mm)	Minimum Length ² of Internal Opening (mm)	Maximum Length ² of Internal Opening (mm)	Compatible Padlocks	Security Rating ^{3,4}	LPCB Ref. No.
Defenso AG SR3	Single leaf horizontal upstand access cover	200	1500	200	2400	D, E, J, K, M to Q	3	1187a/04
	Twin leaf end-hinged horizontal upstand access cover	400	3000	400	2400	D, E, J, K, M to Q	3	
	Multi-leaf in-line hinged horizontal upstand access cover	400	1500	700	Unlimited	D, E, J, K, M to Q	3	
Defenso AT SR3	Multi leaf horizontal lift-off access cover	400	2500	700	Unlimited	D, E, J, K, M to Q	3	1187a/06

PART 4: SECTION 6
ACCESS COVERS AND HATCHES

Product Name	Type	Minimum Width ¹ of Internal Opening (mm)	Maximum Width ¹ of Internal Opening (mm)	Minimum Length ² of Internal Opening (mm)	Maximum Length ² of Internal Opening (mm)	Compatible Padlocks	Security Rating ^{3,4}	LPCB Ref. No.
Defenso AW SR3	Single leaf vertical access cover	300	700	300	700	A, C to E, G to K, M to Q	3	1187a/13
Defenso FF SR3	Single leaf horizontal flush-fit access cover	200	1500	200	2000	A, C to E, G to K, M to Q	3	1187a/02
	Twin leaf end-hinged horizontal flush-fit access cover	700	3000	400	2000	A, C to E, G to K, M to Q	3	
	Multi-leaf in-line hinged horizontal flush-fit access cover	300	1000	1000	Unlimited	A, C to E, G to I	3	
Garrison Flush TopLOK LPC3	Single leaf horizontal flush-fit access cover	300	1200	300	1500	A to M, R, S	3	1187a/07
	Twin leaf in-line hinged horizontal flush-fit access cover	300	1200	600	3000	A to M, R, S	3	
	Multi leaf in-line hinged horizontal flush-fit access cover	300	1200	600	Unlimited	A to M, R, S	3	
Garrison Hybrid TopLOK LPC3	Single leaf horizontal upstand access cover	300	1200	300	1500	A to M, R, S	3	1187a/08
	Twin leaf in-line hinged horizontal upstand access cover	300	1200	600	3000	A to M, R, S	3	
	Multi leaf in-line hinged horizontal upstand access cover	300	1200	600	Unlimited	A to M, R, S	3	
Defenso AG SR4	Single leaf horizontal upstand access cover	350	1500	350	2400	A, C to E, J to Q	4	1187a/01
	Twin leaf end-hinged horizontal upstand access cover	400	3000	400	2400	A, C to E, J to Q	4	
	Multi-leaf in-line hinged horizontal upstand access cover	600	1100	1100	Unlimited	A, C to E	4	
Defenso AT SR4	Multi-leaf horizontal lift-off access cover	400	2500	700	Unlimited	A, C to E, J to Q	4	1187a/05
Defenso AW SR4	Single leaf vertical access cover	300	700	300	700	E, I, N	4	1187a/14

PART 4: SECTION 6

ACCESS COVERS AND HATCHES

Product Name	Type	Minimum Width ¹ of Internal Opening (mm)	Maximum Width ¹ of Internal Opening (mm)	Minimum Length ² of Internal Opening (mm)	Maximum Length ² of Internal Opening (mm)	Compatible Padlocks	Security Rating ^{3,4}	LPCB Ref. No.
Defenso FF SR4	Single leaf horizontal flush-fit access cover	200	1500	200	2000	E, I, N	4	1187a/03
	Twin leaf end-hinged horizontal flush-fit access cover	700	3000	400	2000	E, I, N	4	
	Multi-leaf in-line hinged horizontal flush-fit access cover	300	1000	1000	Unlimited	A, C to E, G to I	4	
Garrison Flush TopLOK LPC4	Single leaf horizontal flush-fit access cover	300	1200	300	1500	A, C to K	4	1187a/09
	Twin leaf in-line hinged horizontal flush-fit access cover	300	1200	600	3000	A, C to K	4	
	Multi leaf in-line hinged horizontal flush-fit access cover	300	1200	600	Unlimited	A, C to K	4	
Garrison Hybrid TopLOK LPC4	Single leaf horizontal upstand access cover	300	1200	300	1500	A, C to K	4	1187a/10
	Twin leaf in-line hinged horizontal upstand access cover	300	1200	600	3000	A, C to K	4	
	Multi leaf in-line hinged horizontal upstand access cover	300	1200	600	Unlimited	A, C to K	4	
Garrison Upstand SlideLOK LPC4	Single leaf horizontal upstand access cover	450	1200	450	1450	A to D, G, H, J, K	4	1187a/11
	Twin leaf in-line hinged horizontal upstand access cover	450	1200	900	2900	A to D, G, H, J, K	4	
Garrison Upstand TopLOK LPC4	Single leaf horizontal upstand access cover	300	1200	300	1800	A, C to K	4	1187a/12
	Twin leaf in-line hinged horizontal upstand access cover	300	1200	600	3600	A, C to K	4	
	Twin leaf end hinged horizontal upstand access cover	600	2400	300	1800	A, C to K	4	
	Quad leaf horizontal upstand access cover	1200	2400	1200	3600	A, C to K	4	

PART 4: SECTION 6
ACCESS COVERS AND HATCHES

Product Name	Type	Minimum Width ¹ of Internal Opening (mm)	Maximum Width ¹ of Internal Opening (mm)	Minimum Length ² of Internal Opening (mm)	Maximum Length ² of Internal Opening (mm)	Compatible Padlocks	Security Rating ^{3,4}	LPCB Ref. No.
	Multi leaf in-line hinged horizontal upstand access cover	300	1200	600	Unlimited	A, C to K	4	
	Multi leaf end hinged horizontal upstand access cover	600	2400	300	Unlimited	A, C to K	4	

A copy of the certificate, confirming the full scope of approval including notes relating to the superscript references in the above table, may be viewed online by clicking on the product name in the associated entry on www.RedBookLive.com

Hugslock Systems Limited

Unit 19, The Quadrant, Dorset Innovation Park, Wool, Dorset DT2 8ZB, United Kingdom
 Tel: +44 (0)1202 597471 • Fax: +44 (0)1543 440440
 E-mail: denise.huggett@hugslock.com • Website: www.hugslock.com

Certificate No: 1311a to LPS 1175: Issue 7

Horizontal Access Covers

Product Name	Type	Width of Internal Opening (mm)	Length of Internal Opening (mm)	Security Rating	LPCB Ref. No.
Hugslock System Intelligent Access Cover	Single leaf recessed access cover	300	300	3	1311a/01
	Single leaf recessed access cover	380	230	3	
	Single leaf recessed access cover	450	300	3	
	Single leaf recessed access cover	450	450	3	
	Single leaf recessed access cover	550	315	3	
	Single leaf recessed access cover	600	450	3	
	Single leaf recessed access cover	725	255	3	
	Twin leaf recessed access cover	610	610	3	1311a/02
	Twin leaf recessed access cover	750	600	3	
	Triple leaf recessed access cover	915	445	3	1311a/03

A copy of the certificate, confirming the full scope of approval, may be viewed online by clicking on the product name in the associated entry on www.RedBookLive.com

Northstone NI Limited T/A CUBIS Industries

4 Silverwood Industrial Estate, Lurgan, Co. Armagh BT66 6LN, United Kingdom
 Tel: +44 (0)283 831 3100 • Fax: +44 (0)283 831 7770
 E-mail: info@cubisindustries.com • Website: www.cubisindustries.com

Certificate No: 1294a to LPS 1175: Issue 7

PART 4: SECTION 6

ACCESS COVERS AND HATCHES

Horizontal Access Covers

Product Name	Type	Minimum Width¹ of Internal Opening (m)	Maximum Width¹ of Internal Opening (m)	Minimum Length² of Internal Opening (m)	Maximum Length² of Internal Opening (m)	Compatible Padlocks	Security Rating	LPCB Ref. No.
Citadel	Single leaf horizontal hinged upstand access cover	0.6	1.2	0.6	1.2	A to C	4	1294a/01
	Twin leaf in-line hinged horizontal upstand access cover	0.6	1.2	1.2	2.4	A to C	4	
	Triple leaf in-line hinged horizontal upstand access cover	0.6	1.2	2.4	3.6	A to C	4	

A copy of the certificate, confirming the full scope of approval including notes relating to the superscript references in the above table, may be viewed online by clicking on the product name in the associated entry on www.RedBookLive.com

PSF Wales Limited

Llys Rhiannon, Cil Yr Ychen Industrial Estate, Landeilo Road, Llandybie, Ammanford, Carmarthenshire SA18 3GY, United Kingdom

Tel: +44 (0)1269 851777 • Fax: +44 (0)1269 851747

E-mail: sales@psfwales.co.uk • Website: www.psfwales.co.uk

Certificate No: 953i to LPS 1175: Issue 7

Horizontal Access Covers

Product Name	Type	Minimum Width¹ of Internal Opening (mm)	Maximum Width¹ of Internal Opening (mm)	Minimum Length² of Internal Opening (mm)	Maximum Length² of Internal Opening (mm)	Compatible Padlocks	Security Rating³	LPCB Ref. No.
Trojan 3	Single leaf horizontal upstand access cover	400	2000	400	1200	A and B	3	953i/01
	Multi leaf horizontal in-line hinged upstand access cover	400	2000	800	Unlimited	A and B	3	
Trojan 4	Single leaf horizontal upstand access cover	400	2000	400	1200	B	4	953i/02
	Multi leaf horizontal in-line hinged upstand access cover	400	2000	800	Unlimited	B	4	

A copy of the certificate, confirming the full scope of approval including notes relating to the superscript references in the above table, may be viewed online by clicking on the product name in the associated entry on www.RedBookLive.com

Saint Gobain PAM UK Limited

Holwell Works, Welby Road, Asfordby Hill, Melton Mowbray, Leicestershire LE14 3RE, United Kingdom
Tel: +44 (0)1159 305 000 • Fax: +44 (0)1159 300 638
E-mail: sales.uk.pam@saint-gobain.com • Website: www.saint-gobain-pam.co.uk

Certificate No: 1303a to LPS 1175: Issue 7

Horizontal Access Covers

Product Name	Type	Width ¹ of Internal Opening (mm)	Length ² of Internal Opening (mm)	Compatible Locking Systems	Security Rating	LPCB Ref. No.
OPT-Emax-T-LOK Type A	Quad leaf flush-fitting ductile iron horizontal access cover	900	1340	1	3	1303a/01
OPT-Emax-T-LOK Type B	Twin leaf flush-fitting ductile iron horizontal access cover	750	700	1	3	1303a/02

A copy of the certificate, confirming the full scope of approval including notes relating to the superscript references in the above table, may be viewed online by clicking on the product name in the associated entry on www.RedBookLive.com

Steelway Fensecure Limited t/a Steelway Brickhouse

Brickhouse Lane, West Bromwich, West Midlands B70 0DY, United Kingdom
Tel: +44 (0)121 521 4524 • Fax: +44 (0)121 521 4551
E-mail: aoliver@steelway.co.uk • Website: www.steelway.co.uk

Certificate No: 645b to LPS 1175: Issue 7

Horizontal Access Covers

Product Name	Type	Minimum Width ¹ of Internal Opening (mm)	Maximum Width ¹ of Internal Opening (mm)	Minimum Length ¹ of Internal Opening (mm)	Maximum Length ¹ of Internal Opening (mm)	Compatible Padlocks	Security Rating ²	LPCB Ref. No.
Briplate SUB	Single leaf undercover access cover	475	1800	475	1800	D	3	645b/01
Multi-Guard 3	Single leaf flush-fitting access cover	450	2000	450	1200	D	3	645b/02
	Twin end-hinged flush-fitting access cover	1050	2700	450	2000	D	3	
	Triple end-hinged flush-fitting access cover	1250	4300	450	2000	D	3	
	Multiple leaf flush-fitting access cover	1050	4300	900	Unlimited	D	3	
Multi-Guard V3	Single leaf flush-fitting access cover	450	2000	450	1200	D	3	645b/03
	Twin end-hinged flush-fitting access cover	1050	2700	450	2000	D	3	
	Triple end-hinged flush-fitting access cover	1250	4300	450	2000	D	3	

PART 4: SECTION 6

ACCESS COVERS AND HATCHES

Product Name	Type	Minimum Width ¹ of Internal Opening (mm)	Maximum Width ¹ of Internal Opening (mm)	Minimum Length ¹ of Internal Opening (mm)	Maximum Length ¹ of Internal Opening (mm)	Compatible Padlocks	Security Rating ²	LPCB Ref. No.
	Multiple leaf flush-fitting access cover	1050	4300	900	Unlimited	D	3	
Sentry	Single leaf upstand access cover	300	1100	300	1200	A, C, D and G	3	645b/04
	Twin leaf in-line hinged upstand access cover	1200	2200	600	1000	A, C, D and G	3	
	Twin leaf end-line hinged upstand access cover	600	1500	1200	2200	A, C, D and G	3	
Sentry Lift-Off	Single leaf lift-off upstand access cover	450	3400	450	7400	N/A	3	645b/05
	Multiple leaf lift-off upstand access cover	900	Unlimited	450	7400	N/A	3	
	Single leaf lift-off upstand access cover	450	3400	450	7400	N/A	4	645b/06
	Multiple leaf lift-off upstand access cover	900	Unlimited	450	7400	N/A	4	
Sentry Mk2	Single leaf upstand access cover	475	1200	475	1200	A, C and D	4	645b/07
Sentry SEC 47	Single leaf upstand access cover	300	1800	300	1200	A to F and H	4 ³	645b/08
	Twin end-hinged upstand access cover	300	1800	750	2500	A to F and H	4 ³	
	Four in-line hinged upstand access cover	1800	6600	300	1200	A to F and H	4 ³	
	Four end-hinged upstand access cover	900	3200	750	2500	A to F and H	4 ³	
	Six end-hinged upstand access cover	1350	4800	750	2500	A to F and H	4 ³	
Defender SEC 4	Single leaf flush-fitting access cover	300	2000	300	1200	A, C to F and H	4 ³	645b/09
	Twin leaf in-line hinged flush-fitting access cover	600	3110	300	1200	A, C to F and H	4 ³	
	Twin leaf end hinged flush-fitting access cover	300	2000	750	2350	A, C to F and H	4 ³	
	Triple leaf in-line hinged flush-fitting access cover	900	4665	300	1200	A, C to F and H	4 ³	
	Four leaf in-line hinged flush-fitting access cover	1200	6220	300	1200	A, C to F and H	4 ³	

PART 4: SECTION 6
ACCESS COVERS AND HATCHES

Product Name	Type	Minimum Width ¹ of Internal Opening (mm)	Maximum Width ¹ of Internal Opening (mm)	Minimum Length ¹ of Internal Opening (mm)	Maximum Length ¹ of Internal Opening (mm)	Compatible Padlocks	Security Rating ²	LPCB Ref. No.
	Four leaf end hinged flush-fitting access cover	600	3110	750	2350	A, C to F and H	4 ³	
	Five leaf in-line hinged flush-fitting access cover	1500	7775	300	1200	A, C to F and H	4 ³	
	Six leaf in-line hinged flush-fitting access cover	1800	9330	300	1200	A, C to F and H	4 ³	
	Six leaf end hinged flush-fitting access cover	900	4665	750	2350	A, C to F and H	4 ³	
	Seven leaf in-line hinged flush-fitting access cover	2100	10885	300	1200	A, C to F and H	4 ³	
	Eight leaf end hinged flush-fitting access cover	1200	6220	750	2350	A, C to F and H	4 ³	
	Ten leaf end hinged flush-fitting access cover	1500	7775	750	2350	A, C to F and H	4 ³	
	Twelve leaf end hinged flush-fitting access cover	1800	9330	750	2350	A, C to F and H	4 ³	

A copy of the certificate, confirming the full scope of approval including notes relating to the superscript references in the above table, may be viewed online by clicking on the product name in the associated entry on www.RedBookLive.com

Technocover Limited (incorporating TechnoRail and Strataform)

Henfaes Lane, Welshpool, Powys SY21 7BE, United Kingdom

Tel: +44 (0)1938 555511 • Fax: +44 (0)1938 555527

E-mail: techadvice@technocover.co.uk • Website: www.technocover.co.uk

Certificate No: 450a to LPS 1175: Issue 5

Horizontal Access Covers

Product Name	Type	Minimum Internal Opening Length (mm)	Maximum Internal Opening Length (mm)	Minimum Internal Opening Width (mm)	Maximum Internal Opening Width (mm)	Security Rating	LPCB Ref. No.
Ultra Secure DV	Single leaf horizontal access cover ⁸	150	1100	150	1100	4	450a/01
Ultra Secure DV (Small Lock)	Single leaf horizontal access cover ⁸	150	1100	150	1100	4	450a/02
Ultra Secure DV4 Twin Leaf (End Hinged)	Twin leaf horizontal access cover ⁸	1100	2200	1100	1800	4	450a/04
Ultra Secure DV4 Twin Leaf (In-line Hinged)	Twin leaf horizontal access cover ⁸	1100	2400	600	1100	4	450a/05
Ultra Secure DV4 Triple Leaf (In-line Hinged)	Triple leaf horizontal access cover ⁸	1800	3600	600	1100	4	450a/06
Ultra Secure DV4 Triple Leaf (Special)	Triple leaf horizontal access cover ⁸	1800	3600	1100	1800	4	450a/07
SHH1/DV	Single leaf flush access cover	400	1200	400	1200	3	450a/09

PART 4: SECTION 6

ACCESS COVERS AND HATCHES

Product Name	Type	Minimum Internal Opening Length (mm)	Maximum Internal Opening Length (mm)	Minimum Internal Opening Width (mm)	Maximum Internal Opening Width (mm)	Security Rating	LPCB Ref. No.
SHH2/DV	Twin leaf flush access cover	1200	2400	400	1200	3	450a/10
SHH3/DV	Triple leaf flush access cover	1500	3000	400	1200	3	450a/11
SHHM/DV	Multiple leaf flush access cover	2000	12000 ⁷	2000	2400	3	450a/12

A copy of the certificate, confirming the full scope of approval including notes relating to the superscript references in the above table, may be viewed online by clicking on the product name in the associated entry on www.RedBookLive.com

Certificate No: 450n to LPS 1175: Issue 7

Horizontal Access Covers

Product Name	Type	Minimum Width ¹ of Internal Opening (mm)	Maximum Width ¹ of Internal Opening (mm)	Minimum Length ² of Internal Opening (mm)	Maximum Length ² of Internal Opening (mm)	Compatible Padlocks	Security Rating ³	LPCB Ref. No.
UltraSecure	Single leaf 'single lock' upstand access cover	325	1250	325	1250	A, B, D and G to K	2	450n/24
	Single leaf 'twin front lock' upstand access cover	1200	1950	325	1250	A, B, D and G to K	2	450n/25
	Single leaf 'twin side lock' upstand access cover	1100	1950	800	1250	A, B, D and G to K	2	450n/26
	Twin leaf in-line 'single lock' upstand access cover	1200	2550	325	1250	A, B, D and G to K	2	450n/27
	Twin leaf in-line 'twin lock' upstand access cover	2550	4200	325	1250	A, B, D and G to K	2	450n/28
	Twin leaf end hinged upstand access cover	325	1950	1200	2350	A, B, D and G to K	2	450n/29
	Triple leaf in-line 'single lock' upstand access cover	2735	4450	325	1250	A, B, D and G to K	2	450n/30
	Triple leaf end hinged upstand access cover	325	1950	2350	4150	A, B, D and G to K	2	450n/31

PART 4: SECTION 6
ACCESS COVERS AND HATCHES

Product Name	Type	Minimum Width ¹ of Internal Opening (mm)	Maximum Width ¹ of Internal Opening (mm)	Minimum Length ² of Internal Opening (mm)	Maximum Length ² of Internal Opening (mm)	Compatible Padlocks	Security Rating ³	LPCB Ref. No.
	Multiple drop on upstand access cover	380	Unlimited	1250	5000	A, B, D and G to K	2	450n/32
	Single leaf 'single lock' upstand access cover	380	1250	325	1250	A to E and G to K	3	450n/15
	Single leaf 'twin front lock' upstand access cover	1200	1950	325	1250	A to E and G to K	3	450n/16
	Single leaf 'twin side lock' upstand access cover	1100	1950	800	1250	A to E and G to K	3	450n/17
	Twin leaf in-line 'single lock' upstand access cover	1200	2550	325	1250	A to E and G to K	3	450n/18
	Twin leaf in-line 'twin lock' upstand access cover	2550	4200	325	1250	A to E and G to K	3	450n/19
	Twin leaf end hinged upstand access cover	325	1950	1200	2350	A to E and G to K	3	450n/20
	Triple leaf in-line 'single lock' upstand access cover	2735	4450	325	1250	A to E and G to K	3	450n/21
	Triple leaf end hinged upstand access cover	325	1950	2350	4150	A to E and G to K	3	450n/22
	Multiple drop on upstand access cover	380	Unlimited	1250	5000	A to E and G to K	3	450n/23
	Single leaf 'single lock' upstand access cover	380	1250	325	1250	C and E to G	4	450n/01
	Single leaf 'twin front lock' upstand access cover	1200	1950	325	1250	C and E to G	4	450n/03

PART 4: SECTION 6

ACCESS COVERS AND HATCHES

Product Name	Type	Minimum Width¹ of Internal Opening (mm)	Maximum Width¹ of Internal Opening (mm)	Minimum Length² of Internal Opening (mm)	Maximum Length² of Internal Opening (mm)	Compatible Padlocks	Security Rating³	LPCB Ref. No.
	Single leaf 'twin side lock' upstand access cover	1100	1950	800	1250	C and E to G	4	450n/04
	Twin leaf in-line 'single lock' upstand access cover	1200	2550	325	1250	C and E to G	4	450n/02
	Twin leaf in-line 'twin lock' upstand access cover	2550	4200	325	1250	C and E to G	4	450n/05
	Twin leaf end hinged upstand access cover	325	1950	1200	2350	C and E to G	4	450n/06
	Triple leaf in-line 'single lock' upstand access cover	2735	4450	325	1250	C and E to G	4	450n/07
	Triple leaf end hinged upstand access cover	325	1950	2350	4150	C and E to G	4	450n/08
	Multiple drop on upstand access cover	380	Unlimited	1250	5000	C and E to G	4	450n/09
	Single leaf flush-fitting access cover	325	1200	325	1200	C and E to G	4	450n/10
	Twin leaf flush-fitting access cover	325	1200	650	2400	C and E to G	4	450n/11
	Triple leaf flush-fitting access cover	325	1200	975	3600	C and E to G	4	450n/12
	Multiple leaf flush-fitting access cover	650	2400	650	Unlimited	C and E to G	4	450n/13
	Drop on flush-fitting access cover	325	4900	325	Unlimited	C and E to G	4	450n/14

A copy of the certificate, confirming the full scope of approval including notes relating to the superscript references in the above table, may be viewed online by clicking on the product name in the associated entry on www.RedBookLive.com

This section lists perimeter security products such as fences, gates and turnstiles that have been approved to LPS 1175 *Requirements and testing procedures for the LPCB certification and listing of intruder resistant building components, strongpoints, security enclosures and free-standing barriers.*

PART 4: SECTION 7.1

SECURITY FENCING

Alexandra Security Limited

Unit 1, Perimeter Works, Whetsted Road, Five Oaks Green, Tonbridge TN12 6PZ, United Kingdom

Tel: +44 (0)1892 833001 • Fax: +44 (0)1892 838083

E-mail: sales@alexandrsecurity.com • Website: www.alexandrsecurity.com

Certificate No: 1355a to LPS 1175: Issue 7

Security Fencing Systems

Product Name	Type	Nominal Height (m)	Maximum Post Centres (m)	Gradients	Angles in Fence Line ¹	Security Rating	LPCB Ref. No.
Protek Elite 358	Metal welded mesh fencing system	1.8	0.4584 to 2.440	0°	90° to 270°	1	1355a/01
	Metal welded mesh fencing system	2.1, 2.4, 3.0, 4.2, 5.2	0.4584 to 2.440	0° to 18.5°	90° to 270°	1	
Protek Elite 656	Metal welded mesh fencing system	1.8	0.586 to 2.520	0°	90° to 270°	1	1355a/02
	Metal welded mesh fencing system	2.0	0.586 to 2.520	0° to 13.5°	90° to 270°	1	
	Metal welded mesh fencing system	2.4, 3.0, 4.0, 5.0, 6.0	0.586 to 2.520	0° to 18.8°	90° to 270°	1	
Protek Elite 868	Metal welded mesh fencing system	1.8	0.586 to 2.520	0°	90° to 270°	1	1355a/03
	Metal welded mesh fencing system	2.0	0.586 to 2.520	0° to 13.5°	90° to 270°	1	
	Metal welded mesh fencing system	2.4, 3.0, 4.0, 5.0, 6.0	0.586 to 2.520	0° to 18.8°	90° to 270°	1	
Protek Elite Rebound	Metal welded rebound ² mesh fencing system	1.8	0.586 to 2.520	0°	90° to 270°	1	1355a/04
	Metal welded rebound ² mesh fencing system	2.0	0.586 to 2.520	0° to 13.5°	90° to 270°	1	
	Metal welded rebound ² mesh fencing system	2.4, 3.0, 4.0, 5.0, 6.0	0.586 to 2.520	0° to 18.8°	90° to 270°	1	
	Metal welded rebound ² mesh fencing system						

A copy of the certificate, confirming the full scope of approval including notes relating to the superscript references in the above table, may be viewed online by clicking on the product name in the associated entry on www.RedBookLive.com

Barkers Engineering Limited

Duke Street, Fenton, Stoke-on-Trent ST4 3NS, United Kingdom

Tel: +44 (0)1782 319264 • Fax: +44 (0)1782 599724

E-mail: sales@barkersengineering.com • Website: www.barkersengineering.com

Certificate No: 1198c to LPS 1175: Issue 7

Security Fencing Systems

Product Name	Type	Nominal Height (m)	Maximum Post Centres (m)	Gradients	Angles in Fence Line ¹	Security Rating	LPCB Ref. No.
SecureGuard SR1	Welded mesh fencing system	2.4	2.44	0° to 21°	90°, 180° or 270°	1	1198c/01
StronGuard SR2	Palisade fencing system	2.4	2.75	0° to 20°	72° to 108°, 125° to 235° or 252° to 286°	2	1198c/02
StronGuard SR3	Palisade fencing system	3.0	2.767	0° to 33°	70° to 110°, 125° to 235° or 250° to 290°	3	1198c/03

A copy of the certificate, confirming the full scope of approval including notes relating to the superscript references in the above table, may be viewed online by clicking on the product name in the associated entry on www.RedBookLive.com

Betafence Limited

PO Box 119, Shepcote Lane, Sheffield S9 1TY, United Kingdom

Tel: +44 (0)114 256 7800 • Fax: +44 (0)114 256 7893

E-mail: sales.sheffield@betafence.com • Website: www.betafence.co.uk

Certificate No: 1266a to LPS 1175: Issue 7

Security Fencing Systems

Product Name	Type	Nominal Height (m)	Maximum Post Centres (m)	Gradients	Angles in Fence Line ¹	Security Rating	LPCB Ref. No.
Bekasecure Securifor 358 SR	Welded mesh security fencing system	2.0, 2.4, 3.0, 3.3, 4.0 and 5.0	2.55	0° to 9.46°	135°, 180° and 225°	1	1266a/01
Bekasecure Securifor 2D SR	Welded mesh security fencing system	2.0, 2.4, 3.0, 3.3, 4.0 and 5.0	2.55	0° to 9.46°	135°, 180° and 225°	1	1266a/02
Bekasecure Securifor 4D SR	Welded mesh security fencing system	2.0, 2.4, 3.0, 3.3, 4.0 and 5.0	2.55	0° to 9.46°	135°, 180° and 225°	1	1266a/03
Bekasecure Securifor Super 6 SR	Welded mesh security fencing system	2.4, 3.0, 3.3, 4.0 and 5.0	2.55	0° to 9.46°	135°, 180° and 225°	1	1266a/08
Securifor 358 SR	Welded mesh security fencing system	1.8, 2.0, 2.4, 3.0, 3.3, 4.0 and 5.0	2.44	0° to 9.46°	90°, 180°, 225° and 270°	1	1266a/04
Securifor 2D SR	Welded mesh security fencing system	2.0, 2.4, 3.0, 3.3, 4.0 and 5.0	2.55	0° to 9.46°	90°, 180°, 225° and 270°	1	1266a/05
Securifor 4D SR	Welded mesh security fencing system	1.8, 2.0, 2.4, 3.0, 3.3, 4.0 and 5.0	2.85	0° to 9.46°	90°, 180°, 225° and 270°	1	1266a/06
Securifor Super 6 SR	Welded mesh security fencing system	2.4, 3.0, 3.3, 4.0 and 5.0	2.44	0° to 9.46°	90°, 180°, 225° and 270°	1	1266a/09
Securifor 'Double-Skinned' SR	Welded mesh security fencing system	2.4 and 3.0	2.44	0° to 9.46°	90°, 180°, 225° and 270°	2	1266a/07

A copy of the certificate, confirming the full scope of approval including notes relating to the superscript references in the above table, may be viewed online by clicking on the product name in the associated entry on www.RedBookLive.com

CLD Fencing Systems

Unit 11, Springvale Business Centre, Millbuck Way, Sandbach, Cheshire CW11 3HY, United Kingdom

Tel: +44 (0)1270 764751 • Fax: +44 (0)1270 757503

E-mail: info@cld-fencing.com • Website: www.cld-fencing.com

Certificate No: 999a to LPS 1175: Issue 7

Security Fencing Systems

Product Name	Type	Nominal Height (m)	Maximum Post Centres (m)	Gradients	Angles in Fence Line	Security Rating	LPCB Ref. No.
Dulok-6 SR1	Welded mesh security fencing system ²	1.8	3.02	0° and 3.6°	90° to 270°	1	999a/05
	Welded mesh security fencing system ²	1.8	2.52	4.8°	90° to 270°	1	
	Welded mesh security fencing system ²	2.0	3.02	0° and 3.6°	90° to 270°	1	

PART 4: SECTION 7.1

SECURITY FENCING

Product Name	Type	Nominal Height (m)	Maximum Post Centres (m)	Gradients	Angles in Fence Line	Security Rating	LPCB Ref. No.
	Welded mesh security fencing system ²	2.0	2.52	4.8°, 9.5° and 18.4°	90° to 270°	1	
	Welded mesh security fencing system ²	2.0	1.26 ³	26.6°	90° to 270°	1	
	Welded mesh security fencing system ²	2.4	3.02	0° and 3.6°	90° to 270°	1	
	Welded mesh security fencing system ²	2.4	2.52	4.8° and 9.5°	90° to 270°	1	
	Welded mesh security fencing system ²	2.4	1.26 ³	18.4° and 26.6°	90° to 270°	1	
	Welded mesh security fencing system ²	3.0	2.52	0°	90° to 270°	1	
Dulok-8 SR1	Welded mesh security fencing system ²	1.8	3.02	0° and 3.6°	90° to 270°	1	999a/06
	Welded mesh security fencing system ²	1.8	2.52	4.8°	90° to 270°	1	
	Welded mesh security fencing system ²	2.0	3.02	0° and 3.6°	90° to 270°	1	
	Welded mesh security fencing system ²	2.0	2.52	4.8°, 9.5° and 18.4°	90° to 270°	1	
	Welded mesh security fencing system ²	2.0	1.26 ³	26.6°	90° to 270°	1	
	Welded mesh security fencing system ²	2.4	3.02	0° and 3.6°	90° to 270°	1	
	Welded mesh security fencing system ²	2.4	2.52	4.8° and 9.5°	90° to 270°	1	
	Welded mesh security fencing system ²	2.4	1.26 ³	18.4° and 26.6°	90° to 270°	1	
	Welded mesh security fencing system ²	3.0	2.52	0°	90° to 270°	1	
Dulok-25 SR1	Welded mesh security fencing system ²	2.0	3.02	0° and 3.6°	90° to 270°	1	999a/07
	Welded mesh security fencing system ²	2.0	2.52	4.8° and 9.5°	90° to 270°	1	
	Welded mesh security fencing system ²	2.0	1.26 ³	18.4° and 26.6°	90° to 270°	1	
	Welded mesh security fencing system ²	2.4	3.02	0° and 3.6°	90° to 270°	1	
	Welded mesh security fencing system ²	2.4	2.52	4.8° and 9.5°	90° to 270°	1	
	Welded mesh security fencing system ²	2.4	1.26 ³	18.4° and 26.6°	90° to 270°	1	
	Welded mesh security fencing system ²	3.0	2.52	0°	90° to 270°	1	
FenceSafe SR1	Welded mesh temporary security fencing system ⁴	2.4	1.295	0°	90°, 180°, 270°	1	999a/09

PART 4: SECTION 7.1**SECURITY FENCING**

Product Name	Type	Nominal Height (m)	Maximum Post Centres (m)	Gradients	Angles in Fence Line	Security Rating	LPCB Ref. No.
	Welded mesh temporary security fencing system ⁴	2.4	1.03	9.46°	90°, 180°, 270°	1	
Securus Lite SR1	Welded mesh security fencing system ²	2.4 and 3.0	2.44	0°, 3.6°, 4.8°, 9.5°, 18.4° and 26.6°	90° to 270°	1	999a/04
Securus SR1	Welded mesh security fencing system ⁵	2.4	2.515	0°, 9.5° and 18.4° ⁴	100° to 170°, 180°, 190° to 260°, 270°	1	999a/01
	Welded mesh security fencing system ⁵	3.0	2.525	0°, 9.5° and 18.4° ⁴	100° to 170°, 180°, 190° to 260°, 270°	1	
Securus SR1TE	Welded mesh security fencing system ²	2.4	2.520	0°, 9.5° and 18.4°	100° to 170°, 180°, 190° to 260°, 270°	1	999a/03
Ultimate Extra SR1	Welded mesh security fencing system ^{2,7}	2.0	2.485	0°, 3.6° and 4.8°	90°, 100° to 170°, 180°, 190° to 260°, 270°	1	999a/08
	Welded mesh security fencing system ^{2,7}	2.0	1.239	9.5° and 18.4°	90°, 100° to 170°, 180°, 190° to 260°, 270°	1	
	Welded mesh security fencing system ^{2,7}	2.4	2.06	0°, 3.6° and 4.8°	90°, 100° to 170°, 180°, 190° to 260°, 270°	1	
	Welded mesh security fencing system ^{2,7}	2.4	1.039 ⁸	9.5°, 18.4° and 26.6°	90°, 100° to 170°, 180°, 190° to 260°, 270°	1	
	Welded mesh security fencing system ^{2,7}	3.0	2.06	0°	90°, 100° to 170°, 180°, 190° to 260°, 270°	1	
Securus SR2	Vertical bar and mesh panel security fencing system ²	2.4	2.515	0°, 9.5° and 18.4°	100° to 170°, 180°, 190° to 260°, 270°	2	999a/02

A copy of the certificate, confirming the full scope of approval including notes relating to the superscript references in the above table, may be viewed online by clicking on the product name in the associated entry on www.RedBookLive.com

CRH Fencing & Security Group (UK) t/a HERAS

Herons Way, Balby, Doncaster DN4 8WA, United Kingdom

Tel: +44 (0)1302 364551 • Fax: +44 (0)1302 322401

E-mail: enquiries@herasuk.co.uk • Website: www.heras.co.uk

Certificate No: 1454a to LPS 1175: Issue 6

Security Fencing Systems

Product Name	Type	Nominal Height (m)	Post Centres (m)	Maximum Gradients	Angles In Fence Line ¹	Security Rating	LPCB Ref. No.
Pallas Xtra	Welded mesh security fencing system	1.8, 2.0, 2.4 and 3.0	2.53	0° ²	175° to 185° and 265° to 275°	1	1454a/01
Zenith	Welded mesh security fencing system	1.8	2.44	0.7°	175° to 185° and 265° to 275°	1	1454a/02
	Welded mesh security fencing system	2.0	2.44	4.67°	175° to 185° and 265° to 275°	1	
	Welded mesh security fencing system	2.4	2.44	13.8°	175° to 185° and 265° to 275°	1	

PART 4: SECTION 7.1

SECURITY FENCING

Product Name	Type	Nominal Height (m)	Post Centres (m)	Maximum Gradients	Angles In Fence Line ¹	Security Rating	LPCB Ref. No.
	Welded mesh security fencing system	3.0	2.44	23.5°	175° to 185° and 265° to 275°	1	
	Welded mesh security fencing system	4.2	2.44	37.6°	175° to 185° and 265° to 275°	1	
	Welded mesh security fencing system	5.2	2.44	37.6°	175° to 185° and 265° to 275°	1	
TangoRail TR100	Railings	1.8, 2.0, 2.1 and 2.4	2.84	16.5° ³	75° to 105°, 165° to 195° and 255° to 265°	1	1454a/03
TangoRail TR200	Railings	1.8, 2.0, 2.1 and 2.4	2.84	16.5° ³	75° to 105°, 165° to 195° and 255° to 265°	1	1454a/04
TangoRail TR150	Railings	1.8, 2.0, 2.1 and 2.4	2.755	17° ³	75° to 105°, 165° to 195° and 255° to 265°	1	1454a/05
TangoRail TR250	Railings	1.8, 2.0, 2.1 and 2.4	2.755	17° ³	75° to 105°, 165° to 195° and 255° to 265°	1	1454a/06
TangoRail TR300F	Railings	1.8, 2.0, 2.1 and 2.4	2.84	16.5° ³	75° to 105°, 165° to 195° and 255° to 265°	1	1454a/07
TangoRail TR300P	Railings	1.8, 2.0, 2.1 and 2.4	2.84	16.5° ³	75° to 105°, 165° to 195° and 255° to 265°	1	1454a/08
TangoRail TR400	Railings	1.8, 2.0, 2.1 and 2.4	2.84	16.5° ³	75° to 105°, 165° to 195° and 255° to 265°	1	1454a/09

A copy of the certificate, confirming the full scope of approval including notes relating to the superscript references in the above table, may be viewed online by clicking on the product name in the associated entry on www.RedBookLive.com

Certificate No: 1454b to LPS 1175: Issue 7

Security Fencing Systems

Product Name	Type	Nominal Height (m)	Maximum Post Centres (m)	Maximum Gradients ¹	Angles in Fence Line ²	Security Rating	LPCB Ref. No.
Pallas Xtra Lite	Welded mesh security fencing system	1.8, 2.0, 2.4 and 3.0	2.53	0°	175° to 185° and 265° to 275°	1	1454b/03
Zenith SR2	Welded mesh security fencing system	3.0	2.932	0°	90°, 180° and 270°	2	1454b/01
Zenith SR3	Welded mesh security fencing system	3.0	2.932	0°	90°, 180° and 270°	3	1454b/02

A copy of the certificate, confirming the full scope of approval including notes relating to the superscript references in the above table, may be viewed online by clicking on the product name in the associated entry on www.RedBookLive.com

H S Jackson & Son (Fencing) Limited, t/a Jacksons Fencing

Stowting Common, Ashford, Kent TN25 6BN, United Kingdom

Tel: +44 (0)1233 750393 • Fax: +44 (0)1233 750178

E-mail: security@jacksons-fencing.co.uk • Website: www.jacksons-fencing.co.uk

Certificate No: 913a to LPS 1175: Issue 6

PART 4: SECTION 7.1**SECURITY FENCING****Security Fencing System**

Product Name	Type	Height (m)	Post Centres (m)	Gradients	Angles In Fence Line	Security Rating	LPCB Ref. No.
Jakoustic Class 3	Timber security fencing system ¹	2.5, 2.75, 3.0 or 3.25	0.125 to 2.4	0° to 18.5°	90°, 180° or 270°	3	913a/01

A copy of the certificate, confirming the full scope of approval including notes relating to the superscript references in the above table, may be viewed online by clicking on the product name in the associated entry on www.RedBookLive.com

Certificate No: 913b to LPS 1175: Issue 6

Security Fencing Systems

Product Name	Type	Height (m)	Post Centres (m)	Gradients	Angles in Fence Line	Security Rating	LPCB Ref. No.
Trident 4	Vertical bar and mesh panel security fencing system ¹	3.6	0.260 to 2.57	0° to 5.7°	90°, 180° or 270°	4	913b/01
Trident 5	Vertical bar and mesh panel security fencing system ¹	4.2	0.260 to 2.57	0° to 5.7°	90°, 180° or 270°	5	913b/02

A copy of the certificate, confirming the full scope of approval including notes relating to the superscript references in the above table, may be viewed online by clicking on the product name in the associated entry on www.RedBookLive.com

Certificate No: 913c to LPS 1175: Issue 7

Security Fencing Systems

Product Name	Type	Nominal Height (m)	Maximum Post Centres (m)	Gradients	Angles in Fence Line ¹	Security Rating	LPCB Ref. No.
Barbican Barbed Top SR1	Vertical bar security fencing system ²	1.8	3.0	0° to 0.8 ^{o3}	90°, 180° or 270°	1	913c/03
	Vertical bar security fencing system ²	2.0	3.0	0° to 1.9 ^{o3} or 0° to 25 ^{o4}	90°, 180° or 270°	1	
	Vertical bar security fencing system ²	2.5	3.0	0° to 1.9 ^{o3} or 0° to 43 ^{o4}	90°, 180° or 270°	1	
	Vertical bar security fencing system ²	3.0	2.484	0° to 1.9 ^{o3} or 0° to 53 ^{o4}	90°, 180° or 270°	1	
Barbican Extra SR1	Vertical bar security fencing system ²	1.8	3.0	0° to 0.8 ^{o3}	90°, 180° or 270°	1	913c/04
	Vertical bar security fencing system ²	2.0	3.0	0° to 1.9 ^{o3} or 0° to 25 ^{o4}	90°, 180° or 270°	1	
	Vertical bar security fencing system ²	2.5	3.0	0° to 1.9 ^{o3} or 0° to 43 ^{o4}	90°, 180° or 270°	1	
	Vertical bar security fencing system ²	3.0	2.484	0° to 1.9 ^{o3} or 0° to 53 ^{o4}	90°, 180° or 270°	1	
Barbican Imperial SR1	Vertical bar security fencing system ²	1.8	3.0	0° to 0.8 ^{o3}	90°, 180° or 270°	1	913c/05
	Vertical bar security fencing system ²	2.0	3.0	0° to 1.9 ^{o3} or 0° to 25 ^{o4}	90°, 180° or 270°	1	
	Vertical bar security fencing system ²	2.5	3.0	0° to 1.9 ^{o3} or 0° to 43 ^{o4}	90°, 180° or 270°	1	
	Vertical bar security fencing system ²	3.0	2.484	0° to 1.9 ^{o3} or 0° to 53 ^{o4}	90°, 180° or 270°	1	
Barbican SR1	Vertical bar security fencing system ²	1.8	3.0	0° to 0.8 ^{o3}	90°, 180° or 270°	1	913c/01
	Vertical bar security fencing system ²	2.0	3.0	0° to 1.9 ^{o3} or 0° to 25 ^{o4}	90°, 180° or 270°	1	
	Vertical bar security fencing system ²	2.5	3.0	0° to 1.9 ^{o3} or 0° to 43 ^{o4}	90°, 180° or 270°	1	
	Vertical bar security fencing system ²	3.0	2.484	0° to 1.9 ^{o3} or 0° to 53 ^{o4}	90°, 180° or 270°	1	
Barbican With Finials SR1	Vertical bar security fencing system ²	1.8	3.0	0° to 0.8 ^{o3}	90°, 180° or 270°	1	913c/02
	Vertical bar security fencing system ²	2.0	3.0	0° to 1.9 ^{o3} or 0° to 25 ^{o4}	90°, 180° or 270°	1	
	Vertical bar security fencing system ²	2.5	3.0	0° to 1.9 ^{o3} or 0° to 43 ^{o4}	90°, 180° or 270°	1	

PART 4: SECTION 7.1

SECURITY FENCING

Product Name	Type	Nominal Height (m)	Maximum Post Centres (m)	Gradients	Angles in Fence Line ¹	Security Rating	LPCB Ref. No.
Defender Xtreme SR1	Vertical bar security fencing system ²	3.0	2.484	0° to 1.9° ³ or 0° to 53° ⁴	90°, 180° or 270°	1	
	Vertical bar security fencing system ²	2.25	2.484	0° to 2.2° ³ or 0° to 36° ⁴	90°, 180° or 270°	1	913c/07
	Vertical bar security fencing system ²	2.5	2.484	0° to 2.2° ³ or 0° to 43° ⁴	90°, 180° or 270°	1	
Euroguard Combi SR1	Vertical bar security fencing system ²	3.0	2.484	0° to 2.2° ³ or 0° to 53° ⁴	90°, 180° or 270°	1	
	Welded mesh and timber slat security fencing system ²	2.07	3.055	0° to 1.5° ³	90°, 180° or 270°	1	913c/09
	Welded mesh and timber slat security fencing system ²	2.47	3.055	0° to 1.5° ³	90°, 180° or 270°	1	
Euroguard Platform Heavy SR1	Welded mesh and timber slat security fencing system ²	3.11	3.055	0° to 1.5° ³	90°, 180° or 270°	1	
	Welded mesh security fencing system ²	2.03	3.034	0° to 1.9° ³	90°, 180° or 270°	1	913c/08
	Welded mesh security fencing system ²	2.43	3.054	0° to 1.9° ³	90°, 180° or 270°	1	
Sentry SR1	Vertical bar security fencing system ²	1.8	3.0	0° to 0.8° ³	90°, 180° or 270°	1	913c/06
Securimesh Plus SR2	Vertical bar security fencing system ²	2.0	3.0	0° to 1.9° ³ or 0° to 25° ⁴	90°, 180° or 270°	1	
	Vertical bar security fencing system ²	2.5	3.0	0° to 1.9° ³ or 0° to 43° ⁴	90°, 180° or 270°	1	
	Vertical bar security fencing system ²	3.0	2.484	0° to 1.9° ³ or 0° to 53° ⁴	90°, 180° or 270°	1	
	Welded mesh security fencing system ²	2.442	2.451	0° to 1.8° ³	90°, 180° or 270°	2	913c/10
	Welded mesh security fencing system ²	5.0	2.451	0° to 4.5°	90°, 180° or 270°	2	
UHS Extreme Mesh SR3	Welded mesh security fencing system ²	2.431	2.505	0° to 7° ³ , 9° ³	90°, 180° or 270°	3	913c/11
	Welded mesh security fencing system ²	3.031	2.505	0° to 7° ³ , 13.5° ³	90°, 180° or 270°	3	
UHS Heavy Mesh SR3	Welded mesh security fencing system ²	2.415	2.505	0° to 6.5° ³	90°, 180° or 270°	3	913c/12
	Welded mesh security fencing system ²	3.031	2.505	0° to 7° ³ , 14° ³	90°, 180° or 270°	3	

A copy of the certificate, confirming the full scope of approval including notes relating to the superscript references in the above table, may be viewed online by clicking on the product name in the associated entry on www.RedBookLive.com

Lochrin Bain Limited

Lochrin Works, 7 Limekilns Road, Blairlinn Industrial Estate, Cumbernauld G67 2RN, United Kingdom

Tel: +44 (0)1236 457333 • Fax: +44 (0)1236 451166

E-mail: sales@lochrin-bain.co.uk • Website: www.lochrin-bain.co.uk

Certificate No: 1337a to LPS 1175: Issue 7

Security Fencing Systems

Product Name	Type	Nominal Heights (m)	Minimum Post Centres (m)	Maximum Post Centres (m)	Gradients	Angles in Fence Line ¹	Security Rating	LPCB Ref. No.
Lochrin Defender	Fencing system	2.4, 3.0	0.75	2.75	0° to 15°	90°, 100° to 175°, 180°, 185° to 260° and 270°	3	1337a/01

A copy of the certificate, confirming the full scope of approval including notes relating to the superscript references in the above table, may be viewed online by clicking on the product name in the associated entry on www.RedBookLive.com

NK Fencing Limited

40 Trailcock Road, Carrickfergus, Co. Antrim, Northern Ireland BT38 7NU, United Kingdom

Tel: +44 (0)28 9335 1172 • Fax: +44 (0)28 9336 4336

E-mail: mail@nkfencing.com • Website: www.nkfencing.com

Certificate No: 951a to LPS 1175: Issue 6

Security Fencing Systems

Product Name	Type	Height (m)	Post Centres (m)	Gradients	Angles in Fence Line	Security Rating	LPCB Ref. No.
Ibex Hi Security	Welded mesh security fencing system	1.8 to 3	1 to 2.46	0° to 5.71°	> 90° to <= 315°	1	951a/01

A copy of the certificate, confirming the full scope of approval, may be viewed online by clicking on the product name in the associated entry on www.RedBookLive.com

The Expanded Metal Company Limited

P.O.Box 14, Longhill Industrial Estate (North), Hartlepool TS25 1PR, United Kingdom

Tel: +44 (0)1429 867 388 • Fax: +44 (0)1429 866 795

E-mail: sales@exmesh.co.uk • Website: www.exmeshsecurity.co.uk

Certificate No: 731c to LPS 1175: Issue 6

Security Fencing Systems

Product Name	Type	Nominal Height (m)	Maximum Post Centres (m)	Gradients	Angles in Fence Line ¹	Security Rating	LPCB Ref. No.
ExMesh™ SR2	Expanded metal mesh security fencing system	2.0 to 3.325	2.4	0° to 30°	90°, 180° and 270°	2	731c/01

A copy of the certificate, confirming the full scope of approval including notes relating to the superscript references in the above table, may be viewed online by clicking on the product name in the associated entry on www.RedBookLive.com

Certificate No: 731e to LPS 1175: Issue 7

Security Fencing Systems

Product Name	Type	Height (m)	Minimum Post Centres (m)	Maximum Post Centres (m)	Gradients	Angles in Fence Line ¹	Security Rating	LPCB Ref. No.
ExMesh™ SR3	Twin-skinned expanded metal mesh fencing system	2.465	0.5	3.0	0°	90°, 180° and 270°	3	731e/01

PART 4: SECTION 7.1

SECURITY FENCING

Product Name	Type	Height (m)	Minimum Post Centres (m)	Maximum Post Centres (m)	Gradients	Angles in Fence Line ¹	Security Rating	LPCB Ref. No.
	Twin-skinned expanded metal mesh fencing system	2.465	0.5	2.4	0° to 30°	180°	3	
	Twin-skinned expanded metal mesh fencing system	2.975	0.5	2.4	0°	90°, 180° and 270°	3	

A copy of the certificate, confirming the full scope of approval including notes relating to the superscript references in the above table, may be viewed online by clicking on the product name in the associated entry on www.RedBookLive.com

Zaun Limited

Steel Drive, Wolverhampton WV10 9ED, United Kingdom

Tel: +44 (0)1902 796699 • Fax: +44 (0)1902 796698

E-mail: sales@zaun.co.uk • Website: www.zaun.co.uk

Alternative Sales Address

Fastline Steel Services UK Limited, Unit G1 Strawberry Lane Industrial Estate, Strawberry Lane, Willenhall, West Midlands WV13 3RS, United Kingdom

Tel: +44 (0)1922 623222

Alternative Sales Address

Binns Fencing Limited, Harvest House, Cranborne Road, Potters Bar, Hertfordshire EN6 3JF, United Kingdom

Tel: +44 (0)1707 855555

Certificate No: 1164a to LPS 1175: Issue 7

Security Fencing Systems

Product Name	Type	Nominal Height (m)	Maximum Post Centres (m)	Maximum Gradient (°)	Angles in Fence Line (°) ¹	Security Rating	LPCB Ref. No.
Duo8	Welded mesh security fencing system mounted using in-ground posts	2.0 or 2.4	1.475	11.5	180	1	1164a/03
	Welded mesh security fencing system mounted using in-ground posts	2.0 or 2.4	3.025	5.66	180	1	
	Welded mesh security fencing system mounted using in-ground posts	3.0 or 3.6	1.475	11.5	180	1	
	Welded mesh security fencing system mounted using in-ground posts	3.0 or 3.6	2.525	6.78	180	1	
	Welded mesh security fencing system for high wind load applications mounted using in-ground posts	3.6	1.475	11.5	180	1	
	Welded mesh security fencing system for high wind load applications mounted using in-ground posts	3.6	2.525	6.78	180	1	
	Welded mesh security fencing system mounted using base-placed posts	2.0 or 2.4	3.025	0	180	1	
	Welded mesh security fencing system mounted using base-placed posts	3.0 or 3.6	2.525	0	180	1	

PART 4: SECTION 7.1**SECURITY FENCING**

Product Name	Type	Nominal Height (m)	Maximum Post Centres (m)	Maximum Gradient (°)	Angles in Fence Line (°) ¹	Security Rating	LPCB Ref. No.
HiSec 358	Welded mesh security fencing system for high wind load applications mounted using base-plated posts	3.6	2.525	0	180	1	1164a/02
	Welded mesh security fencing system with integral cranked topping and either in-ground posts or base-plated posts	2.4 ²	3.025	0	180	1	
	Welded mesh security fencing system mounted using in-ground square-sectioned posts	2.0	2.992	0	180 to 260 and 270	1	
	Welded mesh security fencing system mounted using in-ground square-sectioned posts	2.4 or 3.0	1.467	11.56	180 to 260 and 270	1	
	Welded mesh security fencing system mounted using in-ground square-sectioned posts	2.4 or 3.0	2.992	5.73	180 to 260 and 270	1	
	Welded mesh security fencing system mounted using base-plated square-sectioned posts	2.0, 2.4 or 3.0	2.992	0	180 to 260 and 270	1	
	Welded mesh security fencing system mounted using in-ground rectangular-sectioned posts	2.0	2.925	0	180, 190 to 260 and 270	1	
	Welded mesh security fencing system mounted using in-ground rectangular-sectioned posts	2.4 or 3.0	1.4	12.09	180, 190 to 260 and 270	1	
	Welded mesh security fencing system mounted using in-ground rectangular-sectioned posts	2.4 or 3.0	2.925	5.86	180, 190 to 260 and 270	1	
	Welded mesh security fencing system mounted using base-plated rectangular-sectioned posts	2.0, 2.4 or 3.0	2.925	0	180 and 270	1	
	HiSec Super-10	Welded mesh security fencing system mounted using base-plated posts	2.4 to 4.3	2.992	0	180 to 200 and 270	
Welded mesh security fencing system mounted using in-ground posts		2.4 or 4.3	1.470	11.53	180 to 200 and 270	2	
Welded mesh security fencing system mounted using in-ground posts		2.4 or 4.3	2.536	6.75	180 to 200 and 270	2	
Welded mesh security fencing system mounted using in-ground posts		2.4 to 4.3	2.992	5.73	180 to 200 and 270	2	
Corrusec SR3	Welded mesh security fencing system mounted using in-ground posts	2.4 to 6.0	2.54	19.5	90 to 180, 205 to 315	3	1164a/05
	Welded mesh security fencing system mounted using base-plated posts	2.4 to 6.0	2.54	0	90 to 180, 205 to 315	3	
Corrusec SR4	Welded mesh security fencing system mounted using in-ground posts	2.8 to 6.0 ³	2.54	19.5	90 to 180, 205 to 315	4	1164a/04
	Welded mesh security fencing system mounted using base-plated posts	2.8 to 6.0 ³	2.54	0	90 to 180, 205 to 315	4	

A copy of the certificate, confirming the full scope of approval including notes relating to the superscript references in the above table, may be viewed online by clicking on the product name in the associated entry on www.RedBookLive.com

PART 4: SECTION 7.2

SECURITY GATES

Alexandra Security Limited

Unit 1, Perimeter Works, Whetsted Road, Five Oaks Green, Tonbridge TN12 6PZ, United Kingdom

Tel: +44 (0)1892 833001 • Fax: +44 (0)1892 838083

E-mail: sales@alexandrsecurity.com • Website: www.alexandrsecurity.com

Certificate No: 1355b to LPS 1175: Issue 7

Security Gates

Product Name	Type	Nominal Height ¹ (m)	Minimum Width (m)	Maximum Width (m)	Compatible Locking System - Active Leaf	Compatible Locking System - Passive Leaf	Security Rating	LPCB Ref. No.
Protek Elite 358	Single leaf inward opening welded mesh gate	1.8, 2.1, 2.4, 3.0	0.576	6.026	1 or 2	N/A	1	1355b/01
	Single leaf outward opening welded mesh gate	1.8, 2.1, 2.4, 3.0	0.576	6.026	1 or 2	N/A	1	
	Double leaf inward opening welded mesh gate	1.8, 2.1, 2.4, 3.0	0.990	12.116	1 or 2	3	1	
	Double leaf outward opening welded mesh gate	1.8, 2.1, 2.4, 3.0	0.990	12.116	1 or 2	3	1	
Protek Elite 656	Single leaf inward opening welded mesh gate	1.8, 2.0, 2.4, 3.0	0.593	6.031	1 or 2	N/A	1	1355b/02
	Double leaf inward opening welded mesh gate	1.8, 2.0, 2.4, 3.0	0.976	12.052	1 or 2	3	1	
Protek Elite 868	Single leaf inward opening welded mesh gate	1.8, 2.0, 2.4, 3.0	0.593	6.031	1 or 2	N/A	1	1355b/03
	Double leaf inward opening welded mesh gate	1.8, 2.0, 2.4, 3.0	0.976	12.052	1 or 2	3	1	
Protek Elite Rebound	Single leaf inward opening rebound ³ mesh gate	1.8, 2.0, 2.4, 3.0	0.593	6.031	1 or 2	N/A	1	1355b/04
	Double leaf inward opening rebound ³ mesh gate	1.8, 2.0, 2.4, 3.0	0.976	12.052	1 or 2	3	1	

A copy of the certificate, confirming the full scope of approval including notes relating to the superscript references in the above table, may be viewed online by clicking on the product name in the associated entry on www.RedBookLive.com

Barkers Engineering Limited

Duke Street, Fenton, Stoke-on-Trent ST4 3NS, United Kingdom

Tel: +44 (0)1782 319264 • Fax: +44 (0)1782 599724

E-mail: sales@barkersengineering.com • Website: www.barkersengineering.com

Certificate No: 1198d to LPS 1175: Issue 7

Security Gates

Product Name	Type	Height ¹ (m)	Minimum Width (m)	Maximum Width (m)	Compatible Locking Systems	Compatible Locking Systems	Security Rating	LPCB Ref. No.
					Active Leaf	Passive Leaf		
SecureGuard SR1	Single leaf inward opening gate	2.4	1.005	1.505	1 ²	N/A	1	1198d/01
	Double leaf inward opening gate	2.4	4.0	8.0	1 ²	2	1	
StronGuard SR2	Single leaf inward opening gate	2.4	1.0	1.5	1 ²	N/A	2	1198d/02
	Double leaf inward opening gate	2.4	4.0	8.0	1 ²	2	2	
StronGuard SR3	Single leaf inward opening gate	3.0	0.95	4.79	3 ³	N/A	3	1198d/03
	Double leaf inward opening gate	3.0	3.08	9.56	3 ³	4	3	
	Single leaf outward opening gate	3.0	3.22	9.7	3 ³	N/A	3	
	Double leaf outward opening gate	3.0	1.02	4.86	3 ³	4	3	

A copy of the certificate, confirming the full scope of approval including notes relating to the superscript references in the above table, may be viewed online by clicking on the product name in the associated entry on www.RedBookLive.com

CLD Fencing Systems

Unit 11, Springvale Business Centre, Millbuck Way, Sandbach, Cheshire CW11 3HY, United Kingdom

Tel: +44 (0)1270 764751 • Fax: +44 (0)1270 757503

E-mail: info@cld-fencing.com • Website: www.cld-fencing.com

Certificate No: 999b to LPS 1175: Issue 7

Security Gates

Product Name	Type	Height (m)	Minimum Width (m)	Maximum Width (m)	Security Rating	LPCB Ref. No.
Lockmaster SR2	Single leaf inward opening security gate ¹	2.44	0.6	3.0	2	999b/01

PART 4: SECTION 7.2

SECURITY GATES

Product Name	Type	Height (m)	Minimum Width (m)	Maximum Width (m)	Security Rating	LPCB Ref. No.
	Double leaf inward opening security gate ¹	2.44	1.2	6.0	2	
Lockmaster SR3	Single leaf outward opening security gate with emergency egress ²	2.35	1.48	1.48	3	999b/02
Slidemaster SR1	Cantilever sliding gate	2.48	1.0	8.0	1	999b/03
Slidemaster SR2	Cantilever sliding gate	2.48	1.0	8.0	2	999b/04
Slidemaster SR3	Cantilever sliding gate	2.48	1.0	8.0	3	999b/05

A copy of the certificate, confirming the full scope of approval including notes relating to the superscript references in the above table, may be viewed online by clicking on the product name in the associated entry on www.RedBookLive.com

CRH Fencing & Security Group (UK) t/a HERAS

Herons Way, Balby, Doncaster DN4 8WA, United Kingdom

Tel: +44 (0)1302 364551 • Fax: +44 (0)1302 322401

E-mail: enquiries@herasuk.co.uk • Website: www.heras.co.uk

Certificate No: 1454c to LPS 1175: Issue 7

Security Gates

Product Name	Type	Height (m)	Minimum Width (m)	Maximum Width (m)	Compatible Locking System Active Leaf	Compatible Locking System Passive Leaf	Security Rating	LPCB Ref. No.
Zenith SR3 ¹	Single leaf outward opening gate ²	2.2	1.32	1.32	1	N/A	3	1454c/01
	Double leaf outward opening gate	3.0	2.2	6.2	1	2	3	

A copy of the certificate, confirming the full scope of approval including notes relating to the superscript references in the above table, may be viewed online by clicking on the product name in the associated entry on www.RedBookLive.com

Frontier Pitts Ltd

Crompton House, Crompton Way, Manor Royal Industrial Estate, Crawley, West Sussex RH10 9QZ, United Kingdom

Tel: +44 (0)1293 548301 • Fax: +44 (0)1293 560650

E-mail: sales@frontierpitts.com • Website: www.frontierpitts.com

Certificate No: 1059b to LPS 1175: Issue 7

Security Gates

Product Name	Type	Nominal Height	Minimum Clear Opening Width (m)	Maximum Clear Opening Width (m)	Security Rating	LPCB Ref. No.
Platinum Bi-Folding Bi-Parting Gate SR2	Bi-folding bi-parting gate	2.0 to 4.5	3.0	10	2	1059b/05
Platinum Bi-Folding Gate SR2	Bi-folding gate	2.4 to 4.0	3.0	5.0	2	1059b/02
Platinum Hinged Gate SR2	Single leaf inward opening gate	2.0 to 4.0	3.0	5.0	2	1059b/07
	Double leaf inward opening gate	2.0 to 4.0	3.0	10	2	
Platinum Hinged Pedestrian Gate SR2	Single leaf inward opening padlockable gate	2.1 to 3.0	0.75	1.5	2	1059b/08

PART 4: SECTION 7.2**SECURITY GATES**

Product Name	Type	Nominal Height	Minimum Clear Opening Width (m)	Maximum Clear Opening Width (m)	Security Rating	LPCB Ref. No.
	Single leaf inward opening gate	2.1 to 3.0	0.75	1.5	2	
Platinum Sliding Gate SR2	Cantilever sliding gate	2.4 to 4.5	3.0	10	2	1059b/01
Platinum Bi-Folding Bi-Parting Gate SR3	Bi-folding bi-parting gate	2.4 to 4.5	3.0	10	3	1059b/06
Platinum Bi-Folding Gate SR3	Bi-folding gate	2.4 to 4.0	3.0	5.0	3	1059b/04
Platinum Hinged Gate SR3	Single leaf inward opening gate	2.4 to 4.0	3.0	5.0	3	1059b/09
	Double leaf inward opening gate	2.4 to 4.0	3.0	10	3	
Platinum Hinged Pedestrian Gate SR3	Single leaf inward opening padlockable gate	2.4 to 3.0	0.75	1.5	3	1059b/10
	Single leaf inward opening gate	2.4 to 3.0	0.75	1.5	3	
Platinum Sliding Gate SR3	Cantilever sliding gate	2.4 to 4.5	3.0	10	3	1059b/03

A copy of the certificate, confirming the full scope of approval including, may be viewed online by clicking on the product name in the associated entry on www.RedBookLive.com

H S Jackson & Son (Fencing) Limited, t/a Jacksons Fencing

Stowting Common, Ashford, Kent TN25 6BN, United Kingdom

Tel: +44 (0)1233 750393 • Fax: +44 (0)1233 750178

E-mail: security@jacksons-fencing.co.uk • Website: www.jacksons-fencing.co.uk

Certificate No: 913d to LPS 1175: Issue 7

Security Gates

Product Name	Type	Height ¹ (m)	Minimum Width (m)	Maximum Width (m)	Compatible Locking System Active Leaf	Compatible Locking System Passive Leaf	Security Rating	LPCB Ref. No.
Barbican Barbed Top SR1	Single leaf inward opening security gate ²	1.8, 2.0, 2.5, and 3.0	0.855	6.015	1	N/A	1	913d/03
	Single leaf outward opening security gate ²	1.8, 2.0, 2.5, and 3.0	0.855	1.887	1	N/A	1	
	Single leaf inward opening padlockable security gate ²	1.8, 2.0, 2.5, and 3.0	0.848	6.008	2	N/A	1	
	Single leaf outward opening padlockable security gate ²	1.8, 2.0, 2.5, and 3.0	0.855	1.887	2	N/A	1	
	Single leaf inward opening security gate ²	1.8, 2.0, 2.5, and 3.0	0.855	6.015	1	N/A	1	
Barbican Extra SR1	Single leaf inward opening security gate ²	1.8, 2.0, 2.5, and 3.0	0.855	6.015	1	N/A	1	913d/04
	Single leaf outward opening security gate ²	1.8, 2.0, 2.5, and 3.0	0.855	1.887	1	N/A	1	
	Single leaf inward opening padlockable security gate ²	1.8, 2.0, 2.5, and 3.0	0.848	6.008	2	N/A	1	
	Single leaf inward opening padlockable security gate ²	1.8, 2.0, 2.5, and 3.0	0.848	6.008	2	N/A	1	

PART 4: SECTION 7.2

SECURITY GATES

Product Name	Type	Height ¹ (m)	Minimum Width (m)	Maximum Width (m)	Compatible Locking System Active Leaf	Compatible Locking System Passive Leaf	Security Rating	LPCB Ref. No.
Barbican Imperial SR1	Single leaf outward opening padlockable security gate ²	1.8, 2.0, 2.5, and 3.0	0.855	1.887	2	N/A	1	
	Single leaf inward opening security gate ²	1.8, 2.0, 2.5, and 3.0	0.855	6.015	1	N/A	1	913d/05
	Single leaf outward opening security gate ²	1.8, 2.0, 2.5, and 3.0	0.855	1.887	1	N/A	1	
	Single leaf inward opening padlockable security gate ²	1.8, 2.0, 2.5, and 3.0	0.848	6.008	2	N/A	1	
	Single leaf outward opening padlockable security gate ²	1.8, 2.0, 2.5, and 3.0	0.855	1.887	2	N/A	1	
Barbican SR1	Single leaf inward opening security gate ²	1.8, 2.0, 2.5, and 3.0	0.855	6.015	1	N/A	1	913d/01
	Single leaf outward opening security gate ²	1.8, 2.0, 2.5, and 3.0	0.855	1.887	1	N/A	1	
	Single leaf inward opening padlockable security gate ²	1.8, 2.0, 2.5, and 3.0	0.848	6.008	2	N/A	1	
	Single leaf outward opening padlockable security gate ²	1.8, 2.0, 2.5, and 3.0	0.855	1.887	2	N/A	1	
	Single leaf inward opening security gate ²	1.8, 2.0, 2.5, and 3.0	0.855	6.015	1	N/A	1	913d/02
Barbican With Finials SR1	Single leaf outward opening security gate ²	1.8, 2.0, 2.5, and 3.0	0.855	1.887	1	N/A	1	
	Single leaf inward opening padlockable security gate ²	1.8, 2.0, 2.5, and 3.0	0.848	6.008	2	N/A	1	
	Single leaf outward opening padlockable security gate ²	1.8, 2.0, 2.5, and 3.0	0.855	1.887	2	N/A	1	
	Single leaf inward opening security gate ²	1.8, 2.0, 2.5, and 3.0	0.855	6.015	1	N/A	1	913d/07
	Single leaf inward opening security gate ²	2.25, 2.5 and 3.0	0.855	6.015	1	N/A	1	
Defender Xtreme SR1	Single leaf inward opening security gate ²	2.25, 2.5 and 3.0	0.848	6.008	2	N/A	1	
	Single leaf inward opening padlockable security gate ²	2.25, 2.5 and 3.0	0.848	6.008	2	N/A	1	
Sentry SR1	Single leaf inward opening security gate ²	1.8, 2.0, 2.5, and 3.0	0.855	6.015	1	N/A	1	913d/06
	Single leaf outward opening security gate ²	1.8, 2.0, 2.5, and 3.0	0.855	1.887	1	N/A	1	

PART 4: SECTION 7.2

SECURITY GATES

Product Name	Type	Height ¹ (m)	Minimum Width (m)	Maximum Width (m)	Compatible Locking System Active Leaf	Compatible Locking System Passive Leaf	Security Rating	LPCB Ref. No.
Euroguard Combi SR1	Single leaf inward opening padlockable security gate ²	1.8, 2.0, 2.5, and 3.0	0.848	6.008	2	N/A	1	
	Single leaf outward opening padlockable security gate ²	1.8, 2.0, 2.5, and 3.0	0.855	1.887	2	N/A	1	
	Single leaf inward opening security gate ²	2.07, 2.47 and 3.11	0.855	2.0	1	N/A	1	913d/09
	Single leaf outward opening security gate ²	2.07, 2.47 and 3.11	0.855	2.0	1	N/A	1	
	Single leaf inward opening padlockable security gate ²	2.07, 2.47 and 3.11	0.855	2.0	2	N/A	1	
	Single leaf outward opening padlockable security gate ²	2.07, 2.47 and 3.11	0.855	2.0	2	N/A	1	
Euroguard Platform Heavy SR1	Single leaf inward opening security gate ²	2.03 and 2.43	0.855	6.0	1	N/A	1	913d/08
	Single leaf outward opening security gate ²	2.03 and 2.43	0.855	2.0	1	N/A	1	
	Single leaf inward opening padlockable security gate ²	2.03 and 2.43	0.855	6.0	2	N/A	1	
	Single leaf outward opening padlockable security gate ²	2.03 and 2.43	0.855	2.0	2	N/A	1	
Securimesh Plus SR2	Single leaf inward opening padlockable security gate ²	2.442	0.855	4.0	2	N/A	2	913d/10
	Single leaf outward opening padlockable security gate ²	2.442	0.893	1.5	2	N/A	2	
UHS Extreme Mesh SR3	Single leaf inward opening security gate ²	2.1	0.870	3.0	1	N/A	3	913d/11
	Single leaf outward opening security gate ²	2.1	0.923	1.523	1	N/A	3	
	Single leaf inward opening padlockable security gate ²	2.1	0.863	3.0	2	N/A	3	
UHS Heavy Mesh SR3	Single leaf outward opening padlockable security gate ²	2.1	0.916	1.523	2	N/A	3	
	Single leaf inward opening security gate ²	2.1	0.870	3.0	1	N/A	3	913d/12

PART 4: SECTION 7.2

SECURITY GATES

Product Name	Type	Height ¹ (m)	Minimum Width (m)	Maximum Width (m)	Compatible Locking System Active Leaf	Compatible Locking System Passive Leaf	Security Rating	LPCB Ref. No.
	Single leaf outward opening security gate ²	2.1	0.923	1.523	1	N/A	3	
	Single leaf inward opening padlockable security gate ²	2.1	0.863	3.0	2	N/A	3	
	Single leaf outward opening padlockable security gate ²	2.1	0.916	1.523	2	N/A	3	

A copy of the certificate, confirming the full scope of approval including notes relating to the superscript references in the above table, may be viewed online by clicking on the product name in the associated entry on www.RedBookLive.com

Lochrin Bain Limited

Lochrin Works, 7 Limekilns Road, Blairlinn Industrial Estate, Cumbernauld G67 2RN, United Kingdom

Tel: +44 (0)1236 457333 • Fax: +44 (0)1236 451166

E-mail: sales@lochrin-bain.co.uk • Website: www.lochrin-bain.co.uk

Certificate No: 1337b to LPS 1175: Issue 7

Security Gates

Product Name	Type	Nominal Heights (m)	Minimum Width (m)	Maximum Width (m)	Security Rating	LPCB Ref. No.
Lochrin Defender	Single leaf inward opening gate ¹	2.4, 3.0	0.9	2.0	3	1337b/01
	Double leaf inward opening gate	2.4, 3.0	3.0	12.0	3	

A copy of the certificate, confirming the full scope of approval including notes relating to the superscript references in the above table, may be viewed online by clicking on the product name in the associated entry on www.RedBookLive.com

Premier Security Solutions Limited

Unit 2, 19-21 Roebuck Road, Hainault Business Park, Hainault, Essex IG6 3TU, United Kingdom

Tel: +44 (0)20 8559 8295 • Fax: +44 (0)20 8502 6888

E-mail: sales@premier-ssl.com • Website: www.premier-ssl.com

Certificate No: 1097d to LPS 1175: Issue 7

Security Gates

Product Name	Type	Minimum Structural Opening Height (m)	Maximum Structural Opening Height (m)	Minimum Structural Opening Width (m)	Maximum Structural Opening Width (m)	Security Rating	LPCB Ref. No.
SBD G-75	Single leaf outward opening gate	0.579	3.139	0.526	1.926	2	1097d/01
	Single leaf outward opening gate with side and/or over panels ¹	0.579	6.0	0.526	Unlimited	2	
	Single leaf inward opening gate	0.579	3.139	0.526	1.926	2	

PART 4: SECTION 7.2**SECURITY GATES**

Product Name	Type	Minimum Structural Opening Height (m)	Maximum Structural Opening Height (m)	Minimum Structural Opening Width (m)	Maximum Structural Opening Width (m)	Security Rating	LPCB Ref. No.
	Single leaf inward opening gate with side and/or over panels ¹	0.579	6.0	0.526	Unlimited	2	

A copy of the certificate, confirming the full scope of approval including notes relating to the superscript references in the above table, may be viewed online by clicking on the product name in the associated entry on www.RedBookLive.com

Certificate No: 1097e to LPS 2081: Issue 1

Security Gates

Product Name	Type	Minimum Structural Opening Height (m)	Maximum Structural Opening Height (m)	Minimum Structural Opening Width (m)	Maximum Structural Opening Width (m)	Security Rating	LPCB Ref. No.
SBD G-81	Single leaf outward opening gate	0.579	3.139	0.526	1.926	B	1097e/01
	Single leaf outward opening gate with side and/or over panels ¹	0.579	6.0	0.526	Unlimited	B	
	Single leaf inward opening gate	0.579	3.139	0.526	1.926	B	
	Single leaf inward opening gate with side and/or over panels ¹	0.579	6.0	0.526	Unlimited	B	

A copy of the certificate, confirming the full scope of approval including notes relating to the superscript references in the above table, may be viewed online by clicking on the product name in the associated entry on www.RedBookLive.com

The Expanded Metal Company Limited

P.O.Box 14, Longhill Industrial Estate (North), Hartlepool TS25 1PR, United Kingdom

Tel: +44 (0)1429 867 388 • Fax: +44 (0)1429 866 795

E-mail: sales@exmesh.co.uk • Website: www.exmeshsecurity.co.uk

Certificate No: 731a to LPS 1175: Issue 5

Vehicle and Pedestrian Gates

Product Name	Type	Width (mm)	Height (mm)	Security Rating	LPCB Ref. No.
Alleygator™	Pedestrian alley gate	810, 1000, 1100 and 1600	2350	1	731a/01
	Vehicle alley gate	2150, 2300, 2450, 3010 and 3300	2350	1	731a/02
	Vehicle alley gate incorporating inner pedestrian alley gate	2150, 2300, 2450, 3010 and 3300	2350	1	731a/03
	Pedestrian alley gate	810, 1000, 1100 and 1600	2350	2 ¹	731a/04
	Vehicle alley gate	2150, 2300, 2450, 3010 and 3300	2350	2 ¹	731a/05
	Vehicle alley gate incorporating inner pedestrian alley gate	2150, 2300, 2450, 3010 and 3300	2350	2 ¹	731a/06

A copy of the certificate, confirming the full scope of approval including notes relating to the superscript references in the above table, may be viewed online by clicking on the product name in the associated entry on www.RedBookLive.com

PART 4: SECTION 7.2

SECURITY GATES

Certificate No: 731f to LPS 1175: Issue 7

Security Gates

Product Name	Type	Nominal Height (m)	Minimum Width (m)	Maximum Width (m)	Security Rating	LPCB Ref. No.
ExMesh™ SR2	Inward or outward opening single leaf padlockable gate	2.0 to 3.325	0.8	2.0	2	731f/02
	Inward or outward opening double leaf ¹ padlockable gate	2.0 to 3.325	2.0	12.0	2	
ExMesh™ SR3	Inward opening single leaf padlockable gate	2.465 and 2.975	1.0	1.5	3	731f/01
	Inward opening double leaf ^{1,2} padlockable gate	2.465 and 2.975	2.0	5.0	3	

A copy of the certificate, confirming the full scope of approval including notes relating to the superscript references in the above table, may be viewed online by clicking on the product name in the associated entry on www.RedBookLive.com

Zaun Limited

Steel Drive, Wolverhampton WV10 9ED, United Kingdom

Tel: +44 (0)1902 796699 • Fax: +44 (0)1902 796698

E-mail: sales@zaun.co.uk • Website: www.zaun.co.uk

Alternative Sales Address

Fastline Steel Services UK Limited, Unit G1 Strawberry Lane Industrial Estate, Strawberry Lane, Willenhall, West Midlands WV13 3RS, United Kingdom

Tel: +44 (0)1922 623222

Alternative Sales Address

Binns Fencing Limited, Harvest House, Cranborne Road, Potters Bar, Hertfordshire EN6 3JF, United Kingdom

Tel: +44 (0)1707 855555

Certificate No: 1164b to LPS 1175: Issue 7

Security Gates

Product Name	Type	Nominal Height (m) ¹	Minimum Nominal Clear Opening ² Width (m)	Maximum Nominal Clear Opening ² Width (m)	Security Rating	LPCB Ref. No.	
Duo8	Single leaf inward opening padlockable hinged gate with base-plated posts	1.84	1.0	1.56	1	1164b/01	
	Single leaf inward opening padlockable hinged gate with base-plated posts	2.04	1.0	1.56	1		
	Single leaf inward opening padlockable hinged gate with base-plated posts	2.44	1.0	1.56	1		
	Single leaf inward opening padlockable hinged gate with base-plated posts	3.03 ³	1.0	1.56	1		
	Single leaf inward opening padlockable hinged gate with buried ('in ground') posts	1.83	1.0	1.56	1		
	Single leaf inward opening padlockable hinged gate with buried ('in ground') posts	2.03	1.0	1.56	1		
	Single leaf inward opening padlockable hinged gate with buried ('in ground') posts	2.43	1.0	1.56	1		
	Single leaf inward opening padlockable hinged gate with buried ('in ground') posts	3.03 ³	1.0	1.56	1		
	Single leaf inward opening padlockable hinged gate with buried ('in ground') posts						
	Single leaf inward opening padlockable hinged gate with buried ('in ground') posts						

PART 4: SECTION 7.2

SECURITY GATES

Product Name	Type	Nominal Height (m) ¹	Minimum Nominal Clear Opening ² Width (m)	Maximum Nominal Clear Opening ² Width (m)	Security Rating	LPCB Ref. No.
HiSec 358	Double leaf inward opening padlockable hinged gate with base plated posts	1.84	2.0	3.09	1	1164b/02
	Double leaf inward opening padlockable hinged gate with base-plated posts	1.84	3.2	4.89	1	
	Double leaf inward opening padlockable hinged gate with base-plated posts	2.04	2.0	3.09	1	
	Double leaf inward opening padlockable hinged gate with base-plated posts	2.04	3.2	4.89	1	
	Double leaf inward opening padlockable hinged gate with base-plated posts	2.415	2.0	3.09	1	
	Double leaf inward opening padlockable hinged gate with base-plated posts	2.415	3.2	4.89	1	
	Double leaf inward opening padlockable hinged gate with base-plated posts	3.02	2.0	3.09	1	
	Double leaf inward opening padlockable hinged gate with base-plated posts	3.02	3.2	5.09	1	
	Double leaf inward opening padlockable hinged gate with buried ('in ground') posts	1.83	2.0	3.09	1	
	Double leaf inward opening padlockable hinged gate with buried ('in ground') posts	1.83	3.2	4.89	1	
	Double leaf inward opening padlockable hinged gate with buried ('in ground') posts	2.03	2.0	3.09	1	
	Double leaf inward opening padlockable hinged gate with buried ('in ground') posts	2.03	3.2	4.89	1	
	Double leaf inward opening padlockable hinged gate with buried ('in ground') posts	2.43	2.0	3.09	1	
	Double leaf inward opening padlockable hinged gate with buried ('in ground') posts	2.43	3.2	4.89	1	
	Double leaf inward opening padlockable hinged gate with buried ('in ground') posts	3.03	2.0	3.09	1	
	Double leaf inward opening padlockable hinged gate with buried ('in ground') posts	3.03	3.2	5.09	1	
	Single leaf inward opening padlockable hinged gate with base-plated posts	2.07	1.0	1.585	1	
	Single leaf inward opening padlockable hinged gate with base-plated posts	2.47	1.0	1.585	1	
	Single leaf inward opening padlockable hinged gate with buried ('in-ground') posts	2.075	1.0	1.585	1	
	Single leaf inward opening padlockable hinged gate with buried ('in-ground') posts	2.475	1.0	1.585	1	
	Double leaf inward opening padlockable hinged gate with base plated posts	2.47	2.0	3.135	1	
	Double leaf inward opening padlockable hinged gate with base plated posts	3.07	2.0	3.135	1	
	Double leaf inward opening padlockable hinged gate with base plated posts	2.475	3.2	5.135	1	

PART 4: SECTION 7.2

SECURITY GATES

Product Name	Type	Nominal Height (m) ¹	Minimum Nominal Clear Opening ² Width (m)	Maximum Nominal Clear Opening ² Width (m)	Security Rating	LPCB Ref. No.
HiSec Super-10	Double leaf inward opening padlockable hinged gate with base plated posts	3.075	3.2	5.135	1	1164b/03
	Double leaf inward opening padlockable hinged gate with base plated posts	2.48	5.0	7.135	1	
	Double leaf inward opening padlockable hinged gate with base plated posts	3.08	5.0	7.135	1	
	Double leaf inward opening padlockable hinged gate with buried ('in-ground') posts	2.475	2.0	3.105	1	
	Double leaf inward opening padlockable hinged gate with buried ('in-ground') posts	3.075	2.0	3.105	1	
	Double leaf inward opening padlockable hinged gate with buried ('in-ground') posts	2.475	3.2	5.105	1	
	Double leaf inward opening padlockable hinged gate with buried ('in-ground') posts	3.075	3.2	5.105	1	
	Double leaf inward opening padlockable hinged gate with buried ('in-ground') posts	2.475	5.0	7.105	1	
	Double leaf inward opening padlockable hinged gate with buried ('in-ground') posts	3.075	5.0	7.105	1	
	Single leaf inward opening padlockable hinged gate with base plated posts	2.07	1.0	1.585	2	
	Single leaf inward opening padlockable hinged gate with base plated posts	2.47	1.0	1.585	2	
	Single leaf inward opening padlockable hinged gate with buried ('in-ground') posts	2.075	1.0	1.585	2	
	Single leaf inward opening padlockable hinged gate with buried ('in-ground') posts	2.475	1.0	1.585	2	
	Double leaf inward opening padlockable hinged gate with base plated posts	2.47	2.0	3.135	2	
	Double leaf inward opening padlockable hinged gate with base plated posts	3.07	2.0	3.135	2	
	Double leaf inward opening padlockable hinged gate with base plated posts	2.475	3.2	5.135	2	
	Double leaf inward opening padlockable hinged gate with base plated posts	3.075	3.2	5.135	2	
	Double leaf inward opening padlockable hinged gate with base plated posts	2.48	5.0	7.135	2	
	Double leaf inward opening padlockable hinged gate with base plated posts	3.08	5.0	7.135	2	
	Double leaf inward opening padlockable hinged gate with buried ('in-ground') posts	2.475	2.0	3.105	2	
	Double leaf inward opening padlockable hinged gate with buried ('in-ground') posts	3.075	2.0	3.105	2	
	Double leaf inward opening padlockable hinged gate with buried ('in-ground') posts	2.475	3.2	5.105	2	
	Double leaf inward opening padlockable hinged gate with buried ('in-ground') posts	3.075	3.2	5.105	2	

PART 4: SECTION 7.2**SECURITY GATES**

Product Name	Type	Nominal Height (m)¹	Minimum Nominal Clear Opening² Width (m)	Maximum Nominal Clear Opening² Width (m)	Security Rating	LPCB Ref. No.
	Double leaf inward opening padlockable hinged gate with buried ('in-ground') posts	2.475	5.0	7.105	2	
	Double leaf inward opening padlockable hinged gate with buried ('in-ground') posts	3.075	5.0	7.105	2	
	Single leaf outward opening padlockable hinged gate with buried ('in-ground') posts	2.075	1.0	1.61	2	
	Single leaf outward opening padlockable hinged gate with buried ('in-ground') posts	2.475	1.0	1.61	2	
	Double leaf outward opening padlockable hinged gate with buried ('in-ground') posts	2.475	2.0	3.185	2	
	Double leaf outward opening padlockable hinged gate with buried ('in-ground') posts	3.075	2.0	3.185	2	
	Double leaf outward opening padlockable hinged gate with buried ('in-ground') posts	2.475	3.2	5.185	2	
	Double leaf outward opening padlockable hinged gate with buried ('in-ground') posts	3.075	3.2	5.185	2	
	Double leaf outward opening padlockable hinged gate with buried ('in-ground') posts	2.475	5.0	7.225	2	
	Double leaf outward opening padlockable hinged gate with buried ('in-ground') posts	3.075	5.0	7.225	2	
	Double leaf outward opening padlockable hinged gate with buried ('in-ground') posts	4.075	5.0	5.255	2	

A copy of the certificate, confirming the full scope of approval including notes relating to the superscript references in the above table, may be viewed online by clicking on the product name in the associated entry on www.RedBookLive.com

PART 4: SECTION 7.3

TURNSTILES

Frontier Pitts Ltd

Crompton House, Crompton Way, Manor Royal Industrial Estate, Crawley, West Sussex RH10 9QZ, United Kingdom

Tel: +44 (0)1293 548301 • Fax: +44 (0)1293 560650

E-mail: sales@frontierpitts.com • Website: www.frontierpitts.com

Certificate No: 1059a to LPS 1175: Issue 6

Full Height Turnstile

Product Name	Type	Number of Rota Arms	Walkway Width (m)¹	Nominal Overall Unit Height (m)²	Nominal Overall Unit Width ²	Nominal Overall Unit Depth ²	Security Rating^{3,4,5}	LPCB Ref. No.
Terra Diamond Grade 3	Single full height turnstile	Four	0.5	2.387	1.380	1.390	3	1059a/01
Terra Diamond Grade 4	Single full height turnstile	Four	0.5	2.387	1.380	1.390	4	1059a/02

A copy of the certificate, confirming the full scope of approval including notes relating to the superscript references in the above table, may be viewed online by clicking on the product name in the associated entry on www.RedBookLive.com

Vehicle security barriers and their associated foundations are evaluated against the requirements of PAS 68: 2013 *Impact test specifications for vehicle security barrier systems*.

Barriers are classified according to the following measurements after a single impact by a vehicle of a defined mass, velocity and angle of impact:

- The distance the vehicle passed beyond the plane of the barrier.
- The distance the major debris dispersed beyond the plane of the barrier.

While many products placed on the market claim to deliver performance commensurate with that required in PAS 68, few claims are supported by independent approvals such as that provided by LPCB. This leaves specifiers vulnerable to changes to the products specification which may not be evident when presented with a copy of a type test report.

The products' performance is a factor of its design, quality of manufacture and how it is installed, maintained and used. LPCB's approval scheme therefore targets these factors. In doing so, LPCB certification and Red Book listing provides specifiers and users independent assurance that the impact classification allocated to vehicle security barriers reflect their performance when installed and maintained in accordance with the product instructions.

LPCB also offers optional approval confirming a vehicle barrier's resistance to manual attacks aimed at undermining the barrier's ability to prevent a vehicle passing it unhindered in accordance with LPS 1175 *Requirements and testing procedures for the LPCB certification and listing of intruder resistant building components, strongpoints, security enclosures and free-standing barriers*.

The scope of LPCB certification is due to be extended to cover vehicle barriers to the following international standards:

- CEN Workshop Agreement CWA 16221: 2010 *Vehicle security barriers. Performance requirements, test methods and guidance on application*.
- ISO International Workshop Agreement IWA 14-1: 2014 *Vehicle security barriers. Part 1: Performance requirements, vehicle impact test method and performance rating*.

This section will include vehicle security barriers such as:

- Fixed bollards
- Rising bollards
- Road blockers
- Drop arm barriers

In addition to ensuring the barrier resists vehicle impact, it is important to ensure control equipment used to operate raising bollards, blockers and other powered barriers is suitably resistant to being tampered with to prevent the barrier being operated. Specifiers should therefore consider specifying such equipment is housed within suitably secure enclosures related to LPS 1175.

PART 4: SECTION 9

CYCLE RACKS AND STANDS

This section lists cycle racks and stands that have been approved to LPS 1175 *Requirements and testing procedures for the LPCB certification and listing of intruder resistant building components, strongpoints, security enclosures and free-standing barriers*.

The approval confirms the resistance to unauthorised removal of cycles from the products listed when those products are installed and maintained in accordance with the approved instructions, and cycles are secured to them in accordance with the instructions provided with the product.

If a product incorporates a locking mechanism, that mechanism's resistance to attack is covered by the security rating attributed to the product. In such cases, details of the locking mechanism(s) covered by the approval are included within the product listing. However, if the product relies on the user's cycle lock to secure the cycle to it, the performance of the user's lock is not covered by the scope of the approval and it is the user's responsibility to ensure the cycle lock they use offers appropriate resistance to attack.

The certification does not cover the products' ability to prevent:

- Removal of any individual components from the cycles.
- Vandalism to the cycles.

In addition to approving the cycle racks and stands listed in this section, LPCB also approve:

- Security enclosures designed to secure cycles to LPS 1175.
- Padlocks to LPS 1654 *Requirements and testing procedures for the LPCB approval and listing of padlocks*.

This section lists gas cylinder security devices that have been approved to LPS 1175 *Requirements and testing procedures for the LPCB certification and listing of intruder resistant building components, strongpoints, security enclosures and free-standing barriers.*

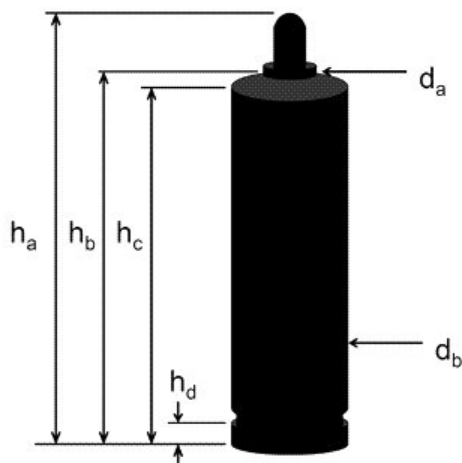
The certification covers the resistance to unauthorised removal of gas cylinders provided by the security devices when installed and maintained in accordance with the approved instructions.

The certification does not cover the resistance to unauthorised operation of the gas cylinders when secured by the devices listed.

Product Selection

When selecting a gas cylinder security device, check that the product's approval covers the types and sizes of cylinders to be secured, the compatible locking systems listed and the substrates to which the devices may be fixed in order to provide secure anchorage - all can affect the level of security provided by the product.

To enable selection of the most appropriate product for the desired application, the listing defines the gas cylinders that are covered by the scope of approval in terms of the supplier, supplier reference and following dimensions:



Key:

- h_a = Height of cylinder, including foot ring and neck ring and/or valve cap
- h_b = Height of cylinder to base of neck ring
- h_c = Height of cylinder to edge of shoulder
- h_d = Height of foot ring
- d_a = Diameter at base of neck ring/valve cap
- d_b = Diameter of cylinder

To achieve the security ratings:

- (a) the gas cylinder security devices must be installed in accordance with the manufacturer's instructions;
- (b) all locks must be fully engaged and deadlocked; and
- (c) all exposed fixings, the substrate onto which each device is fitted and the locking mechanism(s) must be regularly checked to ensure they are in good condition and that they have not been tampered with.

PART 4: SECTION 10

GAS CYLINDER SECURITY DEVICES

Liddle Doors Limited

Wagonway Road Industrial Estate, Hebburn, Tyne and Wear NE31 1SP, United Kingdom

Tel: +44 (0)191 483 5449 • Fax: +44 (0)191 489 0698

E-mail: liddle@liddledoors.co.uk • Website: www.liddledoors.co.uk

Certificate No: 442c to LPS 1175: Issue 6

Gas Cylinder Security Devices

Product Name	Model	Type	Compatible Gas Cylinders	Security Rating	LPCB Ref. No.
Liddle Series 2 Bottle Storage Frame	LD Type A (CL2)	Three bottle storage frame	1, 4, 5 and 6	2	442c/01
	LD Type A (SO2)	Three bottle storage frame	2	2	
	LD Type A (NH3)	Three bottle storage frame	3	2	
	LD Type B (CL2)	Two bottle storage frame	1, 4, 5 and 6	2	
	LD Type B (SO2)	Two bottle storage frame	2	2	
	LD Type B (NH3)	Two bottle storage frame	3	2	
	LD Type C (CL2)	Four bottle storage frame	1, 4, 5 and 6	2	
	LD Type C (SO2)	Four bottle storage frame	2	2	
	LD Type C (NH3)	Four bottle storage frame	3	2	
	LD Type D (CL2)	Six bottle storage frame	1	2	
	LD Type D (SO2)	Six bottle storage frame	2	2	
	LD Type F (CL2)	Single bottle storage frame	1, 4, 5 and 6	2	
	LD Type F (SO2)	Single bottle storage frame	2	2	
	LD Type F (NH3)	Single bottle storage frame	3	2	

A copy of the certificate, confirming the full scope of approval, may be viewed online by clicking on the product name in the associated entry on www.RedBookLive.com

Technocover Limited (incorporating TechnoRail and Strataform)

Henfaes Lane, Welshpool, Powys SY21 7BE, United Kingdom

Tel: +44 (0)1938 555511 • Fax: +44 (0)1938 555527

E-mail: techadvice@technocover.co.uk • Website: www.technocover.co.uk

Certificate No: 450e to LPS 1175: Issue 6

Gas Cylinder Security Devices

Product Name	Type	Gas Cylinders	Security Rating	LPCB Ref. No.
Ultrasecure Cylinder Clamp	Single cylinder clamp	1, 2, 3, 4 and 5	2	450e/01

A copy of the certificate, confirming the full scope of approval, may be viewed online by clicking on the product name in the associated entry on www.RedBookLive.com

At the request of the Association of British Insurers, the LPCB developed LPS 1214 *Specification for testing and classifying physical protection devices for personal computers and similar equipment* for the performance of security equipment designed to prevent removal of computer and other office equipment:

The standard currently defines two categories of protection. Both categories of protection device prevent theft of the complete computer for three minutes allowing a response by Police or security guards, while Category II products also prevent removal of the computer chips for the same period.

Suitable applications for products certified to LPS 1214 are described below:

Category I: Prevent unauthorised removal of personal computers (PCs), file servers, printers, facsimile machines and other high value equipment for example where access is important for use and the component value is low.

Category II: Prevent unauthorised removal of or access to personal computers (PCs), file servers, printers, facsimile machines and other high value equipment for example where the PC is both important and highly valued and/or the component value is high.

Specifiers requiring category II protection devices should ensure that they select a device suitable for their particular equipment and that there is suitable ventilation of the computer in accordance with any instructions and warranty conditions supplied with the computer.

In order that they will provide the required protection, the approved equipment must be installed in accordance with the manufacturer's instructions and be in the locked condition with keys removed and held in a secure location.

It is recommended that users regularly check that all exposed fixings and locking mechanisms are in good condition and that they have not been tampered with.

In addition to approving physical protection devices for personal computers and similar equipment to LPS 1214, LPCB also evaluate and approve the following equipment designed to secure larger volumes of ICT equipment to LPS 1175 *Requirements and testing procedures for the LPCB approval and listing of intruder resistant building components, strongpoints, security enclosures and free-standing barriers*:

- Racking systems
- Modular enclosures
- Composite panelling systems designed for constructing data halls.

Security products approved to LPS 1175 Security Rating 2 provide an equivalent resistance to forced entry as that provided by an LPS 1214 Category I device.

It is also recommended that ICT equipment is marked with an asset management marking system approved to LPS 1225 *Requirements for the LPCB approval and listing of asset marking systems* and registered on a secure asset database certified to LPS 1224 *Requirements for companies providing secure asset registration services*. Marking devices and secured database services are listed in Sections 13 and 14.

Bradbury Security

Unit 6, Atkinson Way, Foxhills Industrial Estate, Scunthorpe DN15 8QJ, United Kingdom

Tel: +44 (0)1724 271999 • Fax: +44 (0)1724 271888

E-mail: sales@bradburyuk.com • Website: www.bradburyuk.com

Certificate No: 312b to LPS 1214: Issue 2

PART 4: SECTION 11

PHYSICAL SECURITY DEVICES FOR COMPUTERS AND OTHER ICT EQUIPMENT

Server Security Cabinets

Product Name	Type	Model	Height (mm)	Width (mm)	Depth (mm)	Security Category	LPCB Ref. No.
Ventis Server Safe	Server enclosure with single door in front and rear	-	2127	725	1100	II	312b/03
Sun Safe System Vault	Server enclosure with single door in front and rear	UKT-SUNSAFE-1	2160	725	1500	II	
	Server enclosure with single door in front and rear	UKT-SUNSAFE-2	2160	725	1265	II	
	Server enclosure with single door in front and rear	UKT-SUNSAFE-3	2160	725	1100	II	
	Server enclosure with single door in front and rear	UKT-SUNSAFE-6	1000	725	1000	II	
	Server enclosure with single door in front and rear	UKT-SUNSAFE-7	1000	725	900	II	
	Server enclosure with single door in front and rear	Made to measure: min. size	1000	600	600	II	
	Server enclosure with single door in front and rear	Made to measure: max. size	2500	1000	2000	II	
	Server enclosure with double door in front and rear	UKT-SUNSAFE-4	2160	1000	1500	II	
	Server enclosure with double door in front and rear	UKT-SUNSAFE-5	2160	1000	1853	II	
	Server enclosure with double door in front and rear	UKT-SUNSAFE-8	2160	1000	1265	II	
	Server enclosure with double door in front and rear	Made to measure: min. size	1000	700	600	II	
	Server enclosure with double door in front and rear	Made to measure: max. size	2500	2000	2000	II	

A copy of the certificate, confirming the full scope of approval, may be viewed online by clicking on the product name in the associated entry on www.RedBookLive.com

A number of ATMs have been attacked while being replenished because this is when the cash cassettes are generally the most vulnerable to removal from the ATM.

Products listed in this section are designed to prevent the unauthorised removal of cash cassettes from the ATM safe when the ATM safe door is open.

The products have been approved to LPS 1175 *Requirements and testing procedures for the LPCB approval and listing of intruder resistant building components, strongpoints, security enclosures and free standing barriers*.

LPS 1175 is based on manual attack testing and currently defines eight levels of resistance to entry.

These are measured in terms of attack tools and time available to the attacker. This enables specifiers to select products according to the risks that they and their property face.

Due to the intended application of these products, the entry criteria used to assess these products in accordance with clause 4.3 of LPS 1175 is defined in the notes relating to each of the products listed.

Although the evaluation and approval covers attempts to remove the products from the ATM safes to which they are fitted, they do not cover the attack resistance of those ATM safes.

PART 4: SECTION 13

DATABASE MANAGEMENT FOR ASSET MARKING

The essential requirements of LPS 1224: Issue 2 *Requirements for Secure Database Registers* were developed as a result of needs identified by the Police, Insurers and Home Office. LPS 1224 ensured that Police and other legitimate enquirers can confirm ownership of property 24 hours a day while ensuring full details of property ownership are held securely and in accordance with the Data Protection Act.

Therefore, under the requirements of LPS 1224: Issue 2, the database operator must:

- (i) Have an established track record in the field of asset registration of at least one year.
- (ii) Operate the database in accordance with a documented set of procedures in accordance with the requirements defined in LPS 1224.
- (iii) Offer a telephone check line service manned by trained operatives. In accordance with Government policy, the service shall be available 24 hour a day and shall be free of direct charge to the enquirer, e.g. it shall not be chargeable to the enquirer as a premium rate telephone service.

More recently LPS 1224: Issue 3 *Requirements for companies providing security asset registration services* was developed. This covers database services provided over the internet as well as those which may be accessed using other media.

This section lists companies that run databases that have been assessed and approved to either version of LPS 1224.

Datatag ID Limited

Marine House, Thorpe Lea Road, Egham, Surrey TW20 8BF, United Kingdom

Tel: +44 (0)1784 778 310 • Fax: +44 (0)1784 770 021

E-mail: maureen.matziaris@datatag.co.uk • Website: www.datatag.co.uk

Certificate No: 665a to LPS 1224: Issue 2

Secure Database Register

Product Name	Telephone Number	Web Address	LPCB Ref. No.
Datatag ID Secure Database	08450 700 440	As above	665a/01

A copy of the certificate may be viewed online by clicking on the product name in the associated entry on www.RedBookLive.com

Selectamark Security Systems Plc

1 Locks Court, 429 Crofton Road, Locksbottom, Kent BR6 8NL, United Kingdom

Tel: +44 (0)1689 860757 • Fax: +44 (0)1689 860693

E-mail: sales@selectamark.co.uk • Website: www.selectamark.co.uk

Certificate No: 497b to LPS 1224: Issue 3

Secure Database Register

Product Name	Security Level	LPCB Ref. No.
Selectamark Secure Asset Register	2	497b/01
BikeRegister	1	497b/02

A copy of the certificate, including notes relating to the superscript references in the above table, may be viewed online by clicking on the product name in the associated entry on www.RedBookLive.com

The following marking devices listed have been tested to LPS 1225 *Requirements for the LPCB approval and listing of asset marking systems*.

LPS 1225 specifies requirements for the composition and performance of an asset marking system such that, when used according to the manufacturer's instructions, the asset marking device may:

- i) Enable the marked asset to be traced to the legal owner via a secure database register linked to the marking system employed.
- ii) Act as a theft deterrent in the first instance by virtue of known existence.

It is assumed that the part of the asset to which the asset marking device is applied is at least equal in resistance to removal from the asset as the asset marking device employed.

The two-part classification indicates the resistance of the product to eradication of ownership traceability and resistance to complete removal of marking without leaving evidence of previous existence. This gives the end-user the option of selecting a product to suit the required application. Complete removal of the marking and restoration of the asset gives maximum resale value to the stolen asset; however the standard does not take into account replication or replacement of components as part of asset restoration.

The overall classification designation achieved is given by two numerals separated by a plus sign. The first numeral represents the resistance rating to erasure of traceability and the second numeral to complete removal/asset restoration.

The two classifications are both on a scale of one to eight. Classification '1' performance relates to that which should be expected as a minimum for marking devices used in the retail trade and other public areas equipped with CCTV and security staff. Classification '8', on the other hand, is aimed at marking devices applied to assets that have a high value and this will be the subject of a more determined level of effort by the criminal in order to prevent traceability or completely remove the mark.

Long term durability of the system and associated components are beyond the scope of this standard, as are the performance requirements of any covert marking technology incorporated in the system.

Although this standard specifies that the product instructions shall include hazard data, confirmation of the authenticity of such data is not addressed.

All approved marking devices are marked with a unique asset identification code. The LPCB certification mark and reference numbers relating to the marking device and database, and the telephone number of the database will also be marked on the marking device, or where this is not viable, on separate warning labels which are supplied with the marking device.

In addition to LPS 1225, LPCB is currently working with manufacturers and specifiers to finalise standards classifying the performance of "microdot", "trace chemical" and RFID marking systems. Please contact the Security Team (email: PhysicalSecurity@bre.co.uk) for more information.

Selectamark Security Systems Plc

1 Locks Court, 429 Crofton Road, Locksbottom, Kent BR6 8NL, United Kingdom

Tel: +44 (0)1689 860757 • Fax: +44 (0)1689 860693

E-mail: sales@selectamark.co.uk • Website: www.selectamark.co.uk

Certificate No: 497a to LPS 1225: Issue 3

PART 4: SECTION 14

ASSET MARKING SYSTEMS

Overt Asset Marking Systems

Product Name	Type of Marking Device	Compatible Substrate	Resistance Rating Classification	Database Reference Number	LPCB Ref. No.
Selectamark (7mm)	Glass etching compound	Float glass	1 + 8	497b	497a/01
	'Blue' etching compound	ABS plastic	1 + 2	497b	497a/02
	'Blue' etching compound	Enamel finished steel	1 + 1	497b	
	'Blue' etching compound	Leather	1 + 2	497b	
	'Blue' etching compound	Polycarbonate	2 + 5	497b	
	'Blue' etching compound	Polymethyl Methacrylate ("Perspex")	1 + 3	497b	
	'Blue' etching compound	Planed softwood timber	1 + 1	497b	
	'Blue' etching compound	Planed hardwood timber	1 + 1	497b	
	'Blue' etching compound	Plywood	1 + 1	497b	
	'Blue' etching compound	PVC	1 + 2	497b	
	'UV-Orange' etching compound	ABS plastic	1 + 2	497b	497a/03
	'UV-Orange' etching compound	Enamel finished steel	1 + 1	497b	
	'UV-Orange' etching compound	Leather	1 + 2	497b	
	'UV-Orange' etching compound	Polycarbonate	2 + 5	497b	
	'UV-Orange' etching compound	Polymethyl Methacrylate ("Perspex")	1 + 3	497b	
	'UV-Orange' etching compound	Planed softwood timber	1 + 1	497b	
	'UV-Orange' etching compound	Planed hardwood timber	1 + 1	497b	
	'UV-Orange' etching compound	Plywood	1 + 1	497b	
	'UV-Orange' etching compound	PVC	1 + 2	497b	
	Supermark (5mm)	Label and 'Blue' etching compound	ABS plastic	1 + 3	497b
Label and 'Blue' etching compound		Enamel finish steel	1 + 2	497b	
Label and 'Blue' etching compound		Polycarbonate	1 + 4	497b	
Label and 'Blue' etching compound		Polypropylene	1 + 2	497b	
Label and 'Blue' etching compound		Polymethyl Methacrylate ("Perspex")	1 + 4	497b	
Label and 'Blue' etching compound		Planed softwood timber	1 + 2	497b	
Label and 'Blue' etching compound		Planed hardwood timber	1 + 2	497b	
Label and 'Blue' etching compound		Plywood	1 + 2	497b	
Label and 'Blue' etching compound		PVC	1 + 3	497b	
Label and 'UV-Orange' etching compound		ABS plastic	1 + 3	497b	497a/05
Label and 'UV-Orange' etching compound		Enamel finished steel	1 + 2	497b	
Label and 'UV-Orange' etching compound		Polycarbonate	1 + 4	497b	
Label and 'UV-Orange' etching compound		Polypropylene	1 + 2	497b	
Label and 'UV-Orange' etching compound		Polymethyl Methacrylate ("Perspex")	1 + 4	497b	

PART 4: SECTION 14**ASSET MARKING SYSTEMS**

Product Name	Type of Marking Device	Compatible Substrate	Resistance Rating Classification	Database Reference Number	LPCB Ref. No.
Selectamark (5mm)	Label and 'UV-Orange' etching compound	Planned softwood timber	1 + 2	497b	
	Label and 'UV-Orange' etching compound	Planed hardwood timber	1 + 2	497b	
	Label and 'UV-Orange' etching compound	Plywood	1 + 2	497b	
	Label and 'UV-Orange' etching compound	PVC	1 + 3	497b	
	'Blue' etching compound	ABS plastic	1 + 2	497b	497a/02
	'Blue' etching compound	Enamel finished steel	1 + 1	497b	
	'Blue' etching compound	Polycarbonate	2 + 5	497b	
	'Blue' etching compound	Polymethyl Methacrylate ("Perspex")	1 + 3	497b	
	'Blue' etching compound	PVC	1 + 2	497b	
	'Ice Blue' etching compound	ABS plastic	1 + 2	497b	497a/07
Selectamark (7mm)	'Ice Blue' etching compound	Enamel finished steel	1 + 1	497b	
	'Ice Blue' etching compound	Polycarbonate	2 + 5	497b	
	'Ice Blue' etching compound	Polymethyl Methacrylate ("Perspex")	1 + 3	497b	
	'Ice Blue' etching compound	PVC	1 + 2	497b	
	'Ice Blue' etching compound	ABS plastic	1 + 2	497b	
	'Ice Blue' etching compound	Enamel finished steel	1 + 2	497b	
	'Ice Blue' etching compound	Polycarbonate	2 + 5	497b	
	'Ice Blue' etching compound	Polymethyl Methacrylate ("Perspex")	1 + 3	497b	
	'Ice Blue' etching compound	PVC	1 + 2	497b	
	Supermark (5mm)	Label and 'Ice Blue' etching compound	ABS plastic	1 + 3	497b
Label and 'Ice Blue' etching compound		Enamel finished steel	1 + 2	497b	
Label and 'Ice Blue' etching compound		Polycarbonate	1 + 4	497b	
Label and 'Ice Blue' etching compound		Polymethyl Methacrylate ("Perspex")	1 + 4	497b	
Label and 'Ice Blue' etching compound		Polypropylene	1 + 2	497b	
Label and 'Ice Blue' etching compound		PVC	1 + 3	497b	
Label and 'Ice Blue' etching compound					

A copy of the certificate, may be viewed online by clicking on the product name in the associated entry on www.RedBookLive.com

PART 4: SECTION 15

'THEFT RESISTANT' ELECTRONIC PRODUCTS

This section lists 'theft resistant' electronic products that have been assessed to LPS 1650 *Requirements and testing procedures for the LPCB approval and listing of 'theft resistant' electronic products*. This includes:

- In-car entertainment systems - PDA's
- DVD players and writers - Personal computers
- Health care equipment - Projectors and wipe boards
- Laptops - Printers
- Mobile telephones - Satellite navigation devices
- MP3 players - Televisions and screens

The attributes that make these products particularly desirable to thieves can be summarised into six elements and these elements are often referred to by the acronym CRAVED:

Concealable
Removable
Available
Valuable
Enjoyable
Disposable.

Whilst each element can be used to determine which products are likely to be stolen, the frequency at which the thefts occur may ultimately depend on just one attribute, the ease at which the item can be disposed.

The intention of LPS 1650 is to encourage the use of effective security features that make it difficult to return the product to a 'saleable' condition if stolen, thus reducing the level to which they are craved by criminals.

Whilst the standard does not specify any one particular design of anti-theft technology, it includes requirements for the performance of the following types:

- Denial of service technologies, such as PIN codes, removal coded panels and electronic keys
Use of effective denial of service technology can prevent the product being enjoyed by persons other than the legitimate owner(s).
- Asset marking systems (overt and covert) linked to secure databases providing traceability to the legal owner of the product
Asset marking that cannot be removed without damaging the product can make it harder for the thief to dispose of the item and reduce the value of the goods if removal is attempted.
- Anchoring devices providing mechanical resistance against unauthorised removal of the product.
Secure fixing to a solid mounting surface can increase the effort required to remove the product.
- Alarm /signalling technologies providing warning of attempted removal.
An audible alarm could make the product less concealable.

The requirements and tests of LPS 1650 permit the assessment and rating of the performance of the anti-theft security features built into or supplied with the product.

Where appropriate, reference is made to specific requirements of standards such as:

- LPS 1224 *Requirements for secure database registers.*
- LPS 1225 *Requirements for the LPCB approval and listing of asset marking systems.*
- LPS 1214 *Specification for testing and classifying physical protection devices for personal computers and similar equipment and a number of other applicable European standards.*

The overall security performance rating achieved by a product is indicated by a series of security performance classifications, expressed in the format shown below. To meet the minimum requirement of LPS 1650, a product must achieve at least one denial of service classification.

Format of security performance classification:

DSTX - OX - XX+X+X - FX - AX

Where:

DSTX = Denial of service classification

OX = Overt marking classification

XX+X+X = Covert marking classification

FX = Anchoring device classification

AX = Alarm classification

Notes:

1. 'X' are numerals corresponding to the security performance classification achieved for each of the anti-theft technologies. The larger the value of X, the higher the security rating.
2. Products meeting only some of the classification requirements will only display those ratings that apply.

For details of the security performance rating parameters and their classification refer to LPS 1650.

PART 4: SECTION 16

PADLOCKS AND PADLOCK FITTINGS

This section lists padlocks and padlock fittings that have been approved to one or more of the following standards:

- LPS 1654: Issue 1 *Requirements and testing procedures for the LPCB approval and listing of padlocks*
- EN 12320: 2012 *Building hardware - Padlocks and padlock fittings - Requirements and test methods*

LPS 1654 was developed because it was considered the method for classifying the attack resistance of padlocks specified within the current European standard (EN 12320) was incompatible with that employed within LPS 1175 *Requirements and testing procedures for the LPCB certification and listing of intruder resistant building components, strongpoints, security enclosures and free-standing barriers*. This was because:

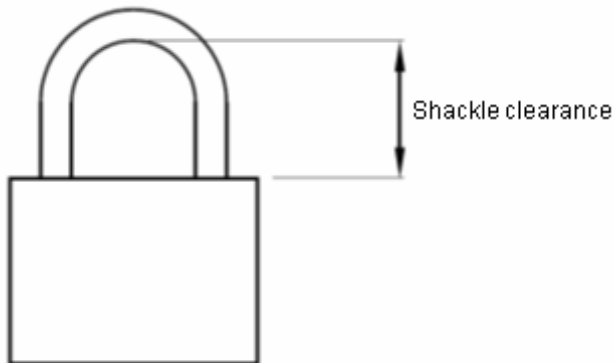
- The manual attack tests defined in EN 12320 did not take into consideration the wide range of tools and attack techniques available to an attacker.
- The tools, attack techniques and available working time defined in EN 12320 did not correspond with the security rating classification system defined in LPS 1175.

The security ratings defined in LPS 1654 are loosely based upon domestic risks (security ratings 1 and 2), commercial risks (security ratings 2, 3 and 4), high security risks (security ratings 5 and 6) and extremely high security facilities (security ratings 7 and 8).

When selecting padlocks, it is important to consider whether the hasp and staple, padbar or other device to which the padlock is fitted offers comparable resistance to manual attack.

The following definitions are used in this section:

- Padlock with closed shackle - A padlock with 'shoulders' on the top of the body that partially protect the shackle.
- Padlock with open shackle - A padlock with no 'shoulders' on the body, as illustrated in the figure below.
- Shackle clearance - The distance between the top of the padlock body and the underside of the shackle, as illustrated in the figure below.



Assa Abloy Limited T/A Abloy UK

Portobello Works, School Street, Willenhall, West Midlands WV13 3PW, United Kingdom

Tel: +44 (0)1902 364500 • Fax: +44 (0)1902 364501

E-mail: Steve.wintle@abloy.co.uk • Website: www.abloy.co.uk

Certificate No: 1245a to LPS 1654: Issue 1

PART 4: SECTION 16

PADLOCKS AND PADLOCK FITTINGS

Padlocks

Product Name	Type	Shackle Clearance (mm)	Security Rating ¹	LPCB Ref. No.
Abloy PL340/25	Padlock with open shackle	25.0	2+	1245a/01
Abloy PLI340/25	Padlock with open shackle	25.0	2+	1245a/14
Abloy PLM340/25	Padlock with open shackle	25.0	2+	1245a/15
Abloy PLLW340/25	Padlock with open shackle	25.0	2+	1245a/10
Abloy PL342	Padlock with closed shackle	25.0	2+	1245a/02
Abloy PL601	Padlock with open shackle	20.0	2+	1245a/05
Abloy PL350/25	Padlock with open shackle	25.0	3+	1245a/03
Abloy PLI350/25	Padlock with open shackle	25.0	3+	1245a/16
Abloy PLM350/25	Padlock with open shackle	25.0	3+	1245a/17
Abloy PLLW350/25	Padlock with open shackle	25.0	3+	1245a/11
Abloy PLLW362	Padlock with closed shackle	25.0	3+	1245a/12
Abloy PLLW639	Padlock with open shackle	25.0	3+	1245a/13
Abloy PL362	Padlock with closed shackle	25.0	3+	1245a/04
Abloy PL645	Padlock with shackle protector	22.0	3+	1245a/06
Abloy PL654	Padlock with shackle protector	22.0	3+	1245a/07
Abloy PL662	Padlock with closed shackle	25.0	3+	1245a/09
Abloy PL660 ²	Padlock with closed shackle and hasp and staple	25.0	4+	1245a/08

A copy of the certificate, confirming the full scope of approval including notes relating to the superscript references in the above table, may be viewed online by clicking on the product name in the associated entry on www.RedBookLive.com

Henry Squire & Sons Limited

Unit 2, Hilton Cross Business Park, Cannock Road, Featherstone, Wolverhampton WV10 7QZ, United Kingdom

Tel: +44 (0)1902 308052 • Fax: +44 (0)1902 308051

E-mail: info@henry-squire.co.uk • Website: www.squirelocks.co.uk

Certificate No: 1179a to LPS 1654: Issue 1

Padlocks

Product Name	Type	Shackle Clearance (mm)	Security Rating ¹	LPCB Ref. No.
SS50S	Padlock with open shackle	26.0	2	1179a/01
SS50 M3ARX	Padlock with open shackle	26.0	2+	
SS50CS	Padlock with closed shackle	16.0	2	
SS50C M3ARX	Padlock with closed shackle	16.0	2+	
SS65S LEV3	Padlock with open shackle	29.0	3	1179a/02
SS65 M3ARX LEV3	Padlock with open shackle	29.0	3+	
SS65CS LEV3	Padlock with closed shackle	19.0	3	
SS65C M3ARX LEV3	Padlock with closed shackle	19.0	3+	
SS80S	Padlock with open shackle	34.5	3	1179a/03
SS80NW4	Padlock with open shackle	34.5	3	
SS80CS	Padlock with closed shackle	22.5	3	
SS80CNW4	Padlock with closed shackle	22.5	3	

A copy of the certificate, confirming the full scope of approval including notes relating to the superscript references in the above table, may be viewed online by clicking on the product name in the associated entry on www.RedBookLive.com

ISEO Serrature s.p.a

Via San Girolamo, 13, 25055 Pisogne (BS), Italy

Tel: +39 03648821 • Fax: +39 0364882263

E-mail: commerciale@iseo.com • Website: www.iseoserrature.it

Certificate No: 1441a to LPS 1654: Issue 1

PART 4: SECTION 16

PADLOCKS AND PADLOCK FITTINGS

Padlocks

Product Name	Type	Security Rating	LPCB Ref. No.
ISEO-Locken P3SA160504M	Padlock with retained shackle	2	1441a/01
ISEO-Locken P3SA160504MEX	Padlock with retained shackle	2	1441a/02
ISEO-Locken P3SA180274M	Padlock with retained shackle	3	1441a/03
ISEO-Locken P3SA180274MEX	Padlock with retained shackle	3	1441a/04

A copy of the certificate, confirming the full scope of approval, may be viewed online by clicking on the product name in the associated entry on www.RedBookLive.com

Kaba Limited t/a dormakaba

Lower Moor Way, Tiverton, Devon EX16 6SS, United Kingdom

Tel: +44 (0)1884 256464

E-mail: info.gb@dormakaba.com • Website: www.dormakaba.com

Certificate No: 1452a to LPS 1654: Issue 1

Padlocks

Product Name	Type	Security Rating	LPCB Ref. No.
P6062	Padlock with retained shackle	2	1452a/01
P8065	Padlock with retained or removable shackle	3	1452a/02
P8093	Padlock with retained or removable shackle	3	1452a/03

A copy of the certificate, confirming the full scope of approval, may be viewed online by clicking on the product name in the associated entry on www.RedBookLive.com